

[MS-RDPEMC-Diff]:

Remote Desktop Protocol: Multiparty Virtual Channel Extension

Intellectual Property Rights Notice for Open Specifications Documentation

- **Technical Documentation.** Microsoft publishes Open Specifications documentation (“this documentation”) for protocols, file formats, data portability, computer languages, and standards support. Additionally, overview documents cover inter-protocol relationships and interactions.
- **Copyrights.** This documentation is covered by Microsoft copyrights. Regardless of any other terms that are contained in the terms of use for the Microsoft website that hosts this documentation, you can make copies of it in order to develop implementations of the technologies that are described in this documentation and can distribute portions of it in your implementations that use these technologies or in your documentation as necessary to properly document the implementation. You can also distribute in your implementation, with or without modification, any schemas, IDLs, or code samples that are included in the documentation. This permission also applies to any documents that are referenced in the Open Specifications documentation.
- **No Trade Secrets.** Microsoft does not claim any trade secret rights in this documentation.
- **Patents.** Microsoft has patents that might cover your implementations of the technologies described in the Open Specifications documentation. Neither this notice nor Microsoft's delivery of this documentation grants any licenses under those patents or any other Microsoft patents. However, a given Open Specifications document might be covered by the Microsoft [Open Specifications Promise](#) or the [Microsoft Community Promise](#). If you would prefer a written license, or if the technologies described in this documentation are not covered by the Open Specifications Promise or Community Promise, as applicable, patent licenses are available by contacting iplg@microsoft.com.
- **License Programs.** To see all of the protocols in scope under a specific license program and the associated patents, visit the [Patent Map](#).
- **Trademarks.** The names of companies and products contained in this documentation might be covered by trademarks or similar intellectual property rights. This notice does not grant any licenses under those rights. For a list of Microsoft trademarks, visit www.microsoft.com/trademarks.
- **Fictitious Names.** The example companies, organizations, products, domain names, email addresses, logos, people, places, and events that are depicted in this documentation are fictitious. No association with any real company, organization, product, domain name, email address, logo, person, place, or event is intended or should be inferred.

Reservation of Rights. All other rights are reserved, and this notice does not grant any rights other than as specifically described above, whether by implication, estoppel, or otherwise.

Tools. The Open Specifications documentation does not require the use of Microsoft programming tools or programming environments in order for you to develop an implementation. If you have access to Microsoft programming tools and environments, you are free to take advantage of them. Certain Open Specifications documents are intended for use in conjunction with publicly available standards specifications and network programming art and, as such, assume that the reader either is familiar with the aforementioned material or has immediate access to it.

Support. For questions and support, please contact dochelp@microsoft.com.

Revision Summary

Date	Revision History	Revision Class	Comments
2/22/2007	0.01	New	Version 0.01 release
6/1/2007	1.0	Major	Updated and revised the technical content.
7/3/2007	1.0.1	Editorial	Changed language and formatting in the technical content.
7/20/2007	1.0.2	Editorial	Changed language and formatting in the technical content.
8/10/2007	1.0.3	Editorial	Changed language and formatting in the technical content.
9/28/2007	1.0.4	Editorial	Changed language and formatting in the technical content.
10/23/2007	1.0.5	Editorial	Changed language and formatting in the technical content.
11/30/2007	1.0.6	Editorial	Changed language and formatting in the technical content.
1/25/2008	1.0.7	Editorial	Changed language and formatting in the technical content.
3/14/2008	1.0.8	Editorial	Changed language and formatting in the technical content.
5/16/2008	1.0.9	Editorial	Changed language and formatting in the technical content.
6/20/2008	1.1	Minor	Clarified the meaning of the technical content.
7/25/2008	1.1.1	Editorial	Changed language and formatting in the technical content.
8/29/2008	1.1.2	Editorial	Changed language and formatting in the technical content.
10/24/2008	1.2	Minor	Clarified the meaning of the technical content.
12/5/2008	2.0	Major	Updated and revised the technical content.
1/16/2009	2.0.1	Editorial	Changed language and formatting in the technical content.
2/27/2009	2.0.2	Editorial	Changed language and formatting in the technical content.
4/10/2009	2.0.3	Editorial	Changed language and formatting in the technical content.
5/22/2009	3.0	Major	Updated and revised the technical content.
7/2/2009	3.1	Minor	Clarified the meaning of the technical content.
8/14/2009	3.2	Minor	Clarified the meaning of the technical content.
9/25/2009	3.3	Minor	Clarified the meaning of the technical content.
11/6/2009	4.0	Major	Updated and revised the technical content.
12/18/2009	5.0	Major	Updated and revised the technical content.
1/29/2010	6.0	Major	Updated and revised the technical content.
3/12/2010	6.0.1	Editorial	Changed language and formatting in the technical content.
4/23/2010	6.0.2	Editorial	Changed language and formatting in the technical content.
6/4/2010	6.0.3	Editorial	Changed language and formatting in the technical content.
7/16/2010	6.0.3	None	No changes to the meaning, language, or formatting of the

Date	Revision History	Revision Class	Comments
			technical content.
8/27/2010	6.0.3	None	No changes to the meaning, language, or formatting of the technical content.
10/8/2010	6.0.3	None	No changes to the meaning, language, or formatting of the technical content.
11/19/2010	7.0	Major	Updated and revised the technical content.
1/7/2011	7.0	None	No changes to the meaning, language, or formatting of the technical content.
2/11/2011	7.1	Minor	Clarified the meaning of the technical content.
3/25/2011	8.0	Major	Updated and revised the technical content.
5/6/2011	8.0	None	No changes to the meaning, language, or formatting of the technical content.
6/17/2011	8.1	Minor	Clarified the meaning of the technical content.
9/23/2011	8.1	None	No changes to the meaning, language, or formatting of the technical content.
12/16/2011	9.0	Major	Updated and revised the technical content.
3/30/2012	9.0	None	No changes to the meaning, language, or formatting of the technical content.
7/12/2012	9.0	None	No changes to the meaning, language, or formatting of the technical content.
10/25/2012	9.0	None	No changes to the meaning, language, or formatting of the technical content.
1/31/2013	9.0	None	No changes to the meaning, language, or formatting of the technical content.
8/8/2013	9.0	None	No changes to the meaning, language, or formatting of the technical content.
11/14/2013	9.0	None	No changes to the meaning, language, or formatting of the technical content.
2/13/2014	9.0	None	No changes to the meaning, language, or formatting of the technical content.
5/15/2014	9.0	None	No changes to the meaning, language, or formatting of the technical content.
6/30/2015	10.0	Major	Significantly changed the technical content.
10/16/2015	10.0	None	No changes to the meaning, language, or formatting of the technical content.
7/14/2016	11.0	Major	Significantly changed the technical content.
6/1/2017	11.0	None	No changes to the meaning, language, or formatting of the technical content.
9/15/2017	12.0	Major	Significantly changed the technical content.

Date	Revision History	Revision Class	Comments
12/1/2017	12.0	None	No changes to the meaning, language, or formatting of the technical content.
9/12/2018	13.0	Major	Significantly changed the technical content.
4/7/2021	14.0	Major	Significantly changed the technical content.

Table of Contents

1	Introduction	8
1.1	Glossary	8
1.2	References	8
1.2.1	Normative References	9
1.2.2	Informative References	9
1.3	Overview	9
1.3.1	Messages	9
1.3.1.1	Application and Window Filtering	9
1.3.1.2	Participant Management	9
1.3.1.3	Graphics Stream Control	10
1.4	Relationship to Other Protocols	10
1.5	Prerequisites/Preconditions	10
1.6	Applicability Statement	10
1.7	Versioning and Capability Negotiation	10
1.8	Vendor-Extensible Fields	10
1.9	Standards Assignments	11
2	Messages	12
2.1	Transport	12
2.2	Message Syntax	12
2.2.1	Common Order Header (ORDER_HDR)	12
2.2.2	Unicode String (UNICODE_STRING)	13
2.2.3	Application and Window Filtering	13
2.2.3.1	Filter-Updated PDU (OD_FILTER_STATE_UPDATED)	13
2.2.3.2	Application-Created PDU (OD_APP_CREATED)	14
2.2.3.3	Application-Removed PDU (OD_APP_REMOVED)	15
2.2.3.4	Window-Created PDU (OD_WND_CREATED)	15
2.2.3.5	Window-Removed PDU (OD_WND_REMOVED)	16
2.2.3.6	Show Window PDU (OD_WND_SHOW)	16
2.2.3.7	Window Region Update PDU (OD_WND_REGION_UPDATE)	16
2.2.4	Participant Management	17
2.2.4.1	Participant-Created PDU (OD_PARTICIPANT_CREATED)	17
2.2.4.2	Participant-Removed PDU (OD_PARTICIPANT_REMOVED)	18
2.2.4.3	Change Participant Control Level PDU (OD_PARTICIPANT_CTRL_CHANGE)	19
2.2.4.4	Change Participant Control Level Response PDU (OD_PARTICIPANT_CTRL_CHANGE_RESPONSE)	20
2.2.5	Graphics Stream Control	21
2.2.5.1	Graphics Stream-Paused PDU (OD_GRAPHICS_STREAM_PAUSED)	21
2.2.5.2	Graphics Stream-Resumed PDU (OD_GRAPHICS_STREAM_RESUMED)	21
3	Protocol Details	22
3.1	Common Details	22
3.1.1	Abstract Data Model	23
3.1.2	Timers	23
3.1.3	Initialization	24
3.1.4	Higher-Layer Triggered Events	24
3.1.5	Message-Processing Events and Sequencing Rules	24
3.1.5.1	Processing the Common PDU Header	24
3.1.5.2	Processing UNICODE_STRING Fields	25
3.1.5.3	Processing Application, Window, and Participant IDs	25
3.1.6	Timer Events	25
3.1.7	Other Local Events	25
3.2	Participant Details	25
3.2.1	Abstract Data Model	25
3.2.2	Timers	26

3.2.3	Initialization	26
3.2.4	Higher-Layer Triggered Events	26
3.2.5	Message-Processing Events and Sequencing Rules	26
3.2.5.1	Application and Window Filtering	26
3.2.5.1.1	Processing an Application-Created PDU	26
3.2.5.1.2	Processing an Application-Removed PDU	26
3.2.5.1.3	Processing a Filter-Updated PDU	26
3.2.5.1.4	Processing a Window-Created PDU	26
3.2.5.1.5	Processing a Window-Removed PDU	27
3.2.5.1.6	Processing a Window Region Update PDU	27
3.2.5.2	Participant Management	27
3.2.5.2.1	Processing a Participant-Created PDU	27
3.2.5.2.2	Processing a Participant-Removed PDU	27
3.2.5.2.3	Processing the Change Participant Control Level Response PDU	28
3.2.5.3	Graphics Stream Control	28
3.2.5.3.1	Processing a Graphics Stream-Paused PDU	28
3.2.5.3.2	Processing a Graphics Stream-Resumed PDU	28
3.2.6	Timer Events	28
3.2.7	Other Local Events	28
3.3	Sharing Manager Details	28
3.3.1	Abstract Data Model	28
3.3.2	Timers	28
3.3.3	Initialization	28
3.3.4	Higher-Layer Triggered Events	29
3.3.5	Message Processing Events and Sequencing Rules	29
3.3.5.1	Application and Window Filtering	29
3.3.5.1.1	Processing the Show Window PDU	29
3.3.5.2	Participant Management	29
3.3.5.2.1	Processing a Participant-Created PDU	29
3.3.5.2.2	Processing a Participant-Removed PDU	29
3.3.5.2.3	Processing the Change Participant Control Level PDU	29
3.3.6	Timer Events	29
3.3.7	Other Local Events	29
4	Protocol Examples	30
4.1	Sharing Manager-Generated PDUs	30
4.1.1	Filter-Updated PDU 1	30
4.1.2	Participant-Created PDU	30
4.1.3	Participant-Removed PDU	31
4.1.4	Filter-Updated PDU 2	31
4.1.5	Application-Created PDU	32
4.1.6	Application-Removed PDU	32
4.1.7	Window-Created PDU	32
4.1.8	Window-Removed PDU	33
4.1.9	Request Control Level Change Response PDU	33
4.1.10	Window Region Update PDU	33
4.2	Participant-Generated PDUs	33
4.2.1	Request Control Level Change PDU	33
4.2.2	Request Show Window PDU	34
5	Security	35
5.1	Security Considerations for Implementers	35
5.2	Index of Security Parameters	35
6	(Updated Section) Appendix A: Product Behavior	36
7	Change Tracking	39
8	Index	40

1 Introduction

The Remote Desktop Protocol: Multiparty Virtual Channel Extension describes the messages that are exchanged between a remote desktop host and the participants with which it is engaging in multiparty application sharing. Examples include communicating the names of the participants that are sharing the session or the list of applications that are currently shared. Additional messages allow participants to negotiate control levels to give participants control of mouse and keyboard input to a shared desktop.

Sections 1.5, 1.8, 1.9, 2, and 3 of this specification are normative. All other sections and examples in this specification are informative.

1.1 Glossary

This document uses the following terms:

ANSI character: An 8-bit Windows-1252 character set unit.

control level: The permissions that are granted to a participant in a shared desktop. The control levels include "view" (the participant is able to see, but not interact with, shared content), "full" (the participant is able to both see and interact with shared content), and "none" (the participant can neither see nor interact with shared content).

filtering: To share a subset of the host applications or windows with participants instead of sharing all of the applications and windows.

host: The machine with the desktop or applications that are being shared with the other participants.

HRESULT: An integer value that indicates the result or status of an operation. A particular HRESULT can have different meanings depending on the protocol using it. See [MS-ERREF] section 2.1 and specific protocol documents for further details.

participant: A machine that is accessing the desktop content shared by the host.

protocol data unit (PDU): Information that is delivered as a unit among peer entities of a network and that may contain control information, address information, or data. For more information on remote procedure call (RPC)-specific PDUs, see [C706] section 12.

share: To make content on a host desktop available to participants. Participants with a sufficient control level can interact remotely with the host desktop by sending input commands.

sharing manager: The application or program used by the host to initiate and control the sharing of desktop content.

Unicode character: Unless otherwise specified, a 16-bit UTF-16 code unit.

MAY, SHOULD, MUST, SHOULD NOT, MUST NOT: These terms (in all caps) are used as defined in [RFC2119]. All statements of optional behavior use either MAY, SHOULD, or SHOULD NOT.

1.2 References

Links to a document in the Microsoft Open Specifications library point to the correct section in the most recently published version of the referenced document. However, because individual documents in the library are not updated at the same time, the section numbers in the documents may not match. You can confirm the correct section numbering by checking the Errata.

1.2.1 Normative References

We conduct frequent surveys of the normative references to assure their continued availability. If you have any issue with finding a normative reference, please contact dochelp@microsoft.com. We will assist you in finding the relevant information.

[MS-ERREF] Microsoft Corporation, "Windows Error Codes".

[MS-RDPBCGR] Microsoft Corporation, "Remote Desktop Protocol: Basic Connectivity and Graphics Remoting".

[MS-RDPEPS] Microsoft Corporation, "Remote Desktop Protocol: Session Selection Extension".

[RFC2119] Bradner, S., "Key words for use in RFCs to Indicate Requirement Levels", BCP 14, RFC 2119, March 1997, <http://www.rfc-editor.org/rfc/rfc2119.txt>

1.2.2 Informative References

None.

1.3 Overview

The Remote Desktop Protocol: Basic Connectivity and Graphics Remoting Protocol (as specified in [MS-RDPBCGR]) enables the remote display of desktop and application content. To effectively implement an application-sharing or collaborative solution, additional information is conveyed to keep the participants apprised of who else is involved, in addition to which applications or windows are being shared. The Remote Desktop Protocol: Multiparty Virtual Channel Extension defines a set of messages that are used to communicate the information between the participants and to signal the occurrence of significant events.

1.3.1 Messages

1.3.1.1 Application and Window Filtering

A host can choose to share all application windows on a desktop or, instead, limit the sharing to a subset. The process of limiting the sharing to a subset is known as filtering. Application filtering is used when the host wants to share the current windows for a specific application in addition to any others subsequently created while the application is being shared. Although the term "application" is operating system specific, it generally denotes all windows created by a certain process as well as all windows related to the original windows by window hierarchy. Window filtering is purely explicit. A window is selected for sharing, and any subsequent windows created by an application have to be manually added to the sharing list. The precise mode of operation depends on a combination of user preference and the features of a sharing manager.

The filtering functionality of the Remote Desktop Protocol: Multiparty Virtual Channel Extension makes it highly desirable for a sharing manager to communicate the list of windows and applications that are displayed to better coordinate between participants. Protocol messages are provided to communicate filtering state, application names, and window names to the participants.

For more information, see sections 3.2.5.1 and 3.3.5.1.

1.3.1.2 Participant Management

Participant management facilities allow the sharing manager to send notifications to all participants when an individual participant connects or disconnects from the sharing session or when a participant's control level changes.

For more information, see sections 3.2.5.2 and 3.3.5.2.

1.3.1.3 Graphics Stream Control

The host can choose to momentarily suspend or resume desktop sharing. This capability is useful when an event, such as the input of a plain-text password, would reveal sensitive information to all participants. Participants are notified when sharing is suspended, so that they know why they are no longer receiving information, as specified in sections 2.2.5 and 3.2.5.3.

1.4 Relationship to Other Protocols

The Remote Desktop Protocol: Multiparty Virtual Channel Extension is embedded in static virtual channel transport, as specified in [MS-RDPBCGR].

1.5 Prerequisites/Preconditions

The Remote Desktop Protocol: Multiparty Virtual Channel Extension operates only after a static virtual channel transport, as specified in [MS-RDPBCGR] section 3.1.5.2, with the name "encomsp" (encoded as a string of ANSI characters) is fully established. If the static virtual channel transport is terminated, no other communication over the Remote Desktop Protocol: Multiparty Virtual Channel Extension occurs.

The client sends a pre-connection PDU prior to establishing a Remote Desktop Protocol (RDP) connection, as specified in [MS-RDPEPS] section 2.2.1.

1.6 Applicability Statement

The Remote Desktop Protocol: Multiparty Virtual Channel Extension is designed to be run within the context of an RDP Virtual Channel established between a client and server. This protocol is applicable when information is being communicated among the host and the participants in a multiparty sharing session.

1.7 Versioning and Capability Negotiation

This protocol does not require any specific versioning and does not provide any versioning mechanism.

By binding to this specific channel, the host and the participant acknowledge that they can process any messages sent on the channel.

The messages exchanged in this protocol are simple notifications that do not require a reply.

Both the host and the participant can add new, optional messages to this protocol, so long as the header format remains the same. Both the host and the participant ignore messages of unknown types.

1.8 Vendor-Extensible Fields

This protocol uses HRESULTs, as specified in [MS-ERREF] section 2.1. Vendors are free to choose their own values, as long as the C bit (0x20000000) is set, indicating it is a customer code.

This protocol uses Win32 error codes. These values are taken from the Windows error number space specified in [MS-ERREF] section 2.2. Vendors SHOULD reuse those values with their indicated meaning. Choosing any other value runs the risk of a collision in the future.

1.9 Standards Assignments

No standards have been assigned to this protocol.

2 Messages

The following sections specify the transport and syntax of Remote Desktop Protocol: Multiparty Virtual Channel Extension messages.

2.1 Transport

The Remote Desktop Protocol: Multiparty Virtual Channel Extension is designed to operate over static virtual channels, as specified in [MS-RDPBCGR] section 3.1.5.2, using the name "encomsp" (encoded as a string of ANSI characters).

The RDP layer manages the creation, setup, and data transmission over the virtual channel.

2.2 Message Syntax

2.2.1 Common Order Header (ORDER_HDR)

The messages, or protocol data unit (PDU), exchanged as part of this protocol MUST start with the Common Order Header (ORDER_HDR), which identifies the type of message contained in the PDU payload and the length of the payload, in bytes. As multiple messages for this protocol can be encapsulated in a single lower-level transport PDU, the Common Order Header allows receivers to calculate the message boundaries.

0	1	2	3	4	5	6	7	8	9	10	11	12	13	14	15	16	17	18	19	20	21	22	23	24	25	26	27	28	29	30	31
Type																Length															

Type (2 bytes): A 16-bit, unsigned integer that specifies the type of the PDU that follows the **Length** field.

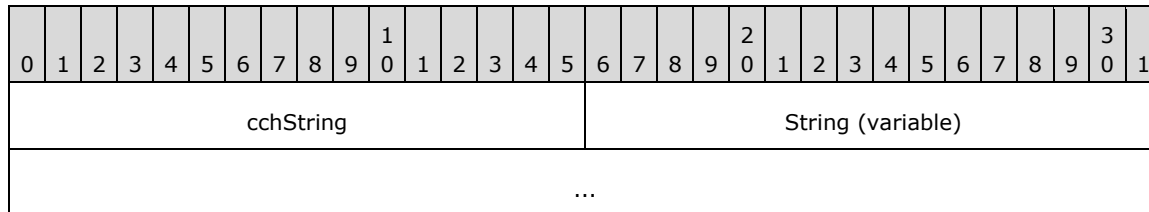
Value	Meaning
ODTYPE_FILTER_STATE_UPDATED 0x0001	Indicates a Filter-Updated PDU (OD_FILTER_STATE_UPDATED) (section 2.2.3.1).
ODTYPE_APP_REMOVED 0x0002	Indicates an Application-Removed PDU (OD_APP_REMOVED) (section 2.2.3.3).
ODTYPE_APP_CREATED 0x0003	Indicates an Application-Created PDU (OD_APP_CREATED) (section 2.2.3.2).
ODTYPE_WND_REMOVED 0x0004	Indicates a Window-Removed PDU (OD_WND_REMOVED) (section 2.2.3.5).
ODTYPE_WND_CREATED 0x0005	Indicates a Window-Created PDU (OD_WND_CREATED) (section 2.2.3.4).
ODTYPE_WND_SHOW 0x0006	Indicates a Show Window PDU (OD_WND_SHOW) (section 2.2.3.6).
ODTYPE_PARTICIPANT_REMOVED 0x0007	Indicates a Participant-Removed PDU (OD_PARTICIPANT_REMOVED) (section 2.2.4.2).
ODTYPE_PARTICIPANT_CREATED	Indicates a Participant-Created PDU (OD_PARTICIPANT_CREATED) (section 2.2.4.1).

Value	Meaning
0x0008	
ODTYPE_PARTICIPANT_CTRL_CHANGED 0x0009	Indicates a Change Participant Control Level PDU (OD_PARTICIPANT_CTRL_CHANGE) (section 2.2.4.3).
ODTYPE_GRAPHICS_STREAM_PAUSED 0x000A	Indicates a Graphics Stream-Paused PDU (OD_GRAPHICS_STREAM_PAUSED) (section 2.2.5.1).
ODTYPE_GRAPHICS_STREAM_RESUMED 0x000B	Indicates a Graphics Stream-Resumed PDU (OD_GRAPHICS_STREAM_RESUMED) (section 2.2.5.2).
ODTYPE_WND_RGN_UPDATE 0x000C	Indicates a Window Region Update PDU (OD_WINDOW_REGION_UPDATE) (section 2.2.3.7).
ODTYPE_PARTICIPANT_CTRL_CHANGE_RESPONSE 0x000D	Indicates a Change Participant Control Level Response PDU (OD_PARTICIPANT_CTRL_CHANGE_RESPONSE) (section 2.2.4.4).

Length (2 bytes): A 16-bit, unsigned integer that specifies the length of the data, in bytes, contained by the PDU. This field **MUST** be the payload size plus the size of the common header and **MUST** be used in decoding the individual PDUs.

2.2.2 Unicode String (UNICODE_STRING)

The Unicode String (UNICODE_STRING) packet is used to pack a variable-length Unicode string.



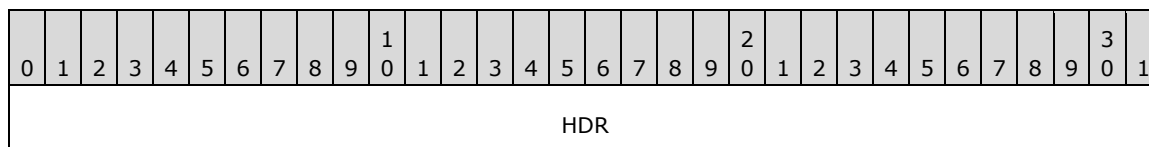
cchString (2 bytes): A 16-bit, unsigned integer that specifies the number of Unicode characters in the **String** field. The size of each Unicode character is 2 bytes. The value of **cchString** **MUST NOT** exceed 1,024. If **cchString** is set to 0, then the **String** field **MUST NOT** be present.

String (variable): An array of Unicode characters, equal in length to the value of **cchString** field. The variable-length Unicode string comprises the first n Unicode characters in the **String** field, where n is the lesser of the value of the **cchString** field and the number of characters preceding the first null in the array.

2.2.3 Application and Window Filtering

2.2.3.1 Filter-Updated PDU (OD_FILTER_STATE_UPDATED)

The Filter-Updated PDU (OD_FILTER_STATE_UPDATED) is used to inform the participants whether application filtering is enabled, as specified in section 3.2.5.1.3.



Flags

HDR (4 bytes): The common PDU header (as specified in section 2.2.1). The **Type** field of the common PDU header MUST be set to ODTYPE_FILTER_STATE_UPDATED (0x0001).

Flags (1 byte): An 8-bit, unsigned **char** that represents a set of bit flags, in little-endian format, that indicate the state of the filter. A bit is true (or set) if its value is 1. This field MUST be composed of the bitwise OR of one or more of the following values.

Value	Meaning
FILTER_ENABLED 0x0001	The filter is enabled. If this bit is 0 then the filter is disabled.

2.2.3.2 Application-Created PDU (OD_APP_CREATED)

The Application-Created PDU (OD_APP_CREATED) is sent by the sharing manager to notify participants of newly created applications or other changes in application information. For more information, see section 3.2.5.1.1.

0	1	2	3	4	5	6	7	8	9	10	11	12	13	14	15	16	17	18	19	20	21	22	23	24	25	26	27	28	29	30	31
HDR																															
Flags																AppId															
...																Name (variable)															
...																															

HDR (4 bytes): The common PDU header (as specified in Common Order Header (section 2.2.1)). The **Type** field of the common PDU header MUST be set to ODTYPE_APP_CREATED (0x0003).

Flags (2 bytes): A 16-bit, unsigned integer that represents a set of bit flags, in little-endian format, that indicate whether an application is shared or not. A bit is true (or set) if its value is 1. This field MUST be composed of the bitwise OR of one or more of the following values.

Value	Meaning
APPLICATION_SHARED 0x0001	The application is shared.

AppId (4 bytes): A 32-bit, unsigned integer that specifies a unique identifier for the application. Implementers are free to choose any integer that uniquely identifies the application within the application list.<1>

Name (variable): A UNICODE_STRING that specifies the name of the application. Implementers are free to choose any UNICODE_STRING as the **Name**, and there are no restrictions on allowable characters.<2>

2.2.3.3 Application-Removed PDU (OD_APP_REMOVED)

The Application-Removed PDU (OD_APP_REMOVED) is sent by the sharing manager to notify participants that an application **MUST** be removed from their application lists. Processing instructions for this PDU are specified in section 3.2.5.1.2.

0	1	2	3	4	5	6	7	8	9	0	1	2	3	4	5	6	7	8	9	0	1	2	3	4	5	6	7	8	9	0	1
HDR																															
AppId																															

HDR (4 bytes): The common PDU header (as specified in Common Order Header (section 2.2.1)). The **Type** field of the common PDU header **MUST** be set to ODTYPE_APP_REMOVED (0x0002).

AppId (4 bytes): The 32-bit, unsigned integer that specifies the **AppId** of the application to be removed. The integer **MUST** uniquely identify an application in the application list, as specified in the **AppId** field description of Application-Created PDU (section 2.2.3.2).

2.2.3.4 Window-Created PDU (OD_WND_CREATED)

The Window-Created PDU (OD_WND_CREATED) is sent by the sharing manager to notify participants that a window was created or updated. Every window **MUST** be associated with an application. The window **MUST** have a corresponding unique ID, and subsequent updates for that window data **MUST** come as Window-Created PDUs with the same ID (as specified in section 3.2.5.1.4).

0	1	2	3	4	5	6	7	8	9	0	1	2	3	4	5	6	7	8	9	0	1	2	3	4	5	6	7	8	9	0	1
HDR																															
Flags																AppId															
...																WndId															
...																Name (variable)															
...																															

HDR (4 bytes): The common PDU header (as specified in section 2.2.1). The **Type** field of the common PDU header **MUST** be set to ODTYPE_WND_CREATED (0x0005).

Flags (2 bytes): A 16-bit, unsigned integer that represents a set of bit flags, in little-endian format, that indicate whether a window is shared or not. A bit is true (or set) if its value is 1. This field **MUST** be composed of the bitwise OR of one or more of the following values.

Value	Meaning
WINDOW_SHARED 0x0001	The window is shared.

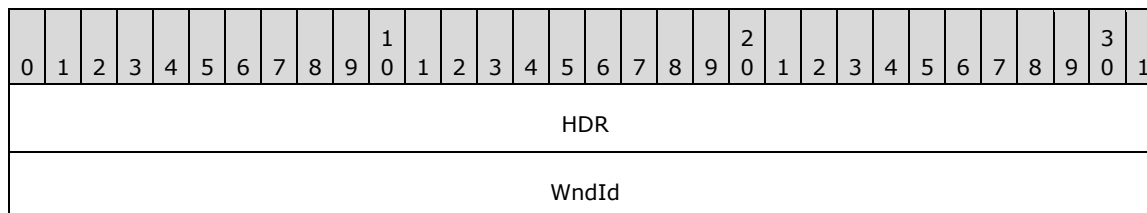
AppId (4 bytes): The 32-bit, unsigned integer that specifies the **AppId** of the application that owns the window. The integer **MUST** uniquely identify an application in the application list, as specified in the **AppId** field description of the Application-Created PDU (section 2.2.3.2).

WndId (4 bytes): A 32-bit, unsigned integer that specifies the unique ID of the window. Implementers can choose any integer that uniquely identifies the window entry within the window list. <3>

Name (variable): A UNICODE_STRING that specifies the name of the window. Implementers can choose any UNICODE_STRING as the **Name**; there are no restrictions on allowable characters. <4>

2.2.3.5 Window-Removed PDU (OD_WND_REMOVED)

The Window-Removed PDU (OD_WND_REMOVED) is sent by the sharing manager to notify participants that a window SHOULD be removed from their window lists (section 3.2.5.1.5).

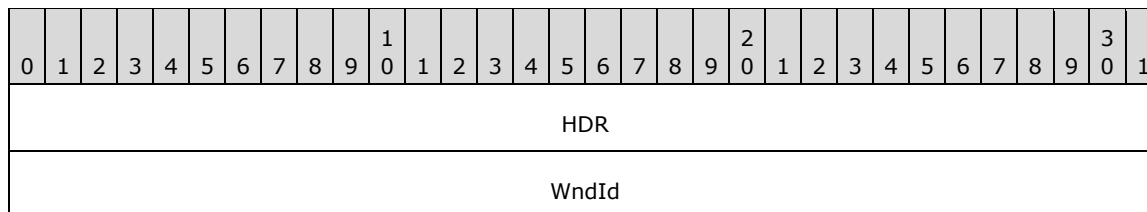


HDR (4 bytes): The common PDU header (as specified in Common Order Header (section 2.2.1)). The **Type** field of the common PDU header MUST be set to ODTYPE_WND_REMOVED (0x0004).

WndId (4 bytes): A 32-bit, unsigned integer that specifies the **WndId** of the window to be removed. The integer MUST uniquely identify a window in the window list, as specified in the **WndId** field description of the Window-Created PDU (section 2.2.3.4).

2.2.3.6 Show Window PDU (OD_WND_SHOW)

The Show Window PDU (OD_WND_SHOW) is sent by a participant to request that the sharing manager display one of the shared windows. For instance, this PDU can be used when the participant wants to display the content of a shared window that is minimized and not visible on the host desktop (section 3.3.5.1.1).



HDR (4 bytes): The common PDU header (as specified in Common Order Header (section 2.2.1)). The **Type** field of the common PDU header MUST be set to ODTYPE_WND_SHOW (0x0006).

WndId (4 bytes): A 32-bit, unsigned integer that specifies the **WndId** of the window to be displayed. The integer MUST uniquely identify a window in the window list, as specified in the **WndId** field description of the Window-Created PDU (section 2.2.3.4).

2.2.3.7 Window Region Update PDU (OD_WND_REGION_UPDATE)

The Window Region Update PDU (OD_WND_REGION_UPDATE) MAY<5> be used by the sharing manager to inform the participants that the size of an application window has changed (section 3.2.5.1.6).

0	1	2	3	4	5	6	7	8	9	0	1	2	3	4	5	6	7	8	9	0	1	2	3	4	5	6	7	8	9	0	1
HDR																															
left																															
top																															
right																															
bottom																															

HDR (4 bytes): The common PDU header (as specified in Common Order Header (section 2.2.1)). The Type field of the common PDU header MUST be set to ODTYPE_WND_REGION_UPDATE (0x000C).

left (4 bytes): A 32-bit, unsigned integer. The leftmost bound of the rectangle specifying the application window.

top (4 bytes): A 32-bit, unsigned integer. The upper bound of the rectangle specifying the application window.

right (4 bytes): A 32-bit, unsigned integer. The inclusive rightmost bound of the rectangle specifying the application window.

bottom (4 bytes): A 32-bit, unsigned integer. The inclusive lower bound of the rectangle specifying the application window.

2.2.4 Participant Management

The messages in this section are used to create and maintain the list of participants that view and interact with the shared desktop.

2.2.4.1 Participant-Created PDU (OD_PARTICIPANT_CREATED)

The Participant-Created PDU (OD_PARTICIPANT_CREATED) is used by the sharing manager to notify participants that a new participant is now receiving the shared desktop. It is also used to notify participants when the control level of a participant has changed (section 3.2.5.2.1)

0	1	2	3	4	5	6	7	8	9	0	1	2	3	4	5	6	7	8	9	0	1	2	3	4	5	6	7	8	9	0	1
HDR																															
ParticipantId																															
GroupId																															
Flags																FriendlyName (variable)															
...																															

HDR (4 bytes): The common PDU header (as specified in Common Order Header (section 2.2.1)). The **Type** field of the common PDU header MUST be set to ODTYPE_PARTICIPANT_CREATED (0x0008).

ParticipantId (4 bytes): A 32-bit, unsigned integer that specifies the unique identifier of the participant. The ParticipantId is assigned by the sharing manager.

GroupId (4 bytes): A 32-bit, unsigned integer specifying the unique identifier of the group to which the participant belongs. <6>

Flags (2 bytes): A 16-bit, unsigned integer that represents a set of bit flags, in little-endian format, that indicate information about a participant. A bit is true (or set) if its value is 1. This field MUST be composed of the bitwise OR of one or more of the following values.

Value	Meaning
MAY_VIEW 0x0001	The participant has permission to view the shared desktop.
MAY_INTERACT 0x0002	The participant has permission to interact with the shared desktop.
IS_PARTICIPANT 0x0004	The PDU that is associated with the participant receiving the message (section 3.2.5.2.1).

FriendlyName (variable): A UNICODE_STRING that specifies the name that is associated with the participant.

2.2.4.2 Participant-Removed PDU (OD_PARTICIPANT_REMOVED)

The Participant-Removed PDU (OD_PARTICIPANT_REMOVED) is used by the sharing manager to inform the participants that a participant SHOULD be removed from the participant list (section 3.2.5.2.2).

0	1	2	3	4	5	6	7	8	9	0	1	2	3	4	5	6	7	8	9	0	1	2	3	4	5	6	7	8	9	0	1
HDR																															
ParticipantId																															
DiscType																															
DiscCode																															

HDR (4 bytes): The common PDU header (as specified in Common Order Header (section 2.2.1)). The **Type** field of the common PDU header MUST be set to ODTYPE_PARTICIPANT_REMOVED (0x0007).

ParticipantId (4 bytes): A 32-bit, unsigned integer that specifies the unique identifier of the participant.

DiscType (4 bytes): A 32-bit, unsigned integer that specifies the disconnect type. Possible values include the following.

Value	Meaning
PARTICIPANT_DISCONNECT_REASON_APP 0x00000000	Indicates that the disconnect was initiated by the host.
PARTICIPANT_DISCONNECT_REASON_CLI 0x00000002	Indicates that the disconnect was initiated by the participant.

DiscCode (4 bytes): A 32-bit, unsigned integer that specifies the reason for the disconnect. A **DiscCode** beginning with 0x8007 (0x8007xxxx) is a Win32 error code. Other **DiscCodes** that begin with 0x8 (0x8xxxxxxx) are HRESULT values other than Win32 error codes, such as a standard OLE value like E_ABORT (0x80004004) or an application-specific value. Other possible values include the following.

Value	Meaning
S_OK 0x00000000	The participant was not disconnected because of an error.
0xD00A0006	The disconnect occurred because the sharing manager was unable to send data to the participant.
0xD0000001	The disconnect was the result of an error on the host side.

2.2.4.3 Change Participant Control Level PDU (OD_PARTICIPANT_CTRL_CHANGE)

The Change Participant Control Level PDU (OD_PARTICIPANT_CTRL_CHANGE) is sent by a participant to request a different control level. For instance, a view-only participant could ask the sharing manager to change its control level so that it can view and interact with shared content (section 3.3.5.2.3).

0	1	2	3	4	5	6	7	8	9	10	11	12	13	14	15	16	17	18	19	20	21	22	23	24	25	26	27	28	29	30	31
HDR																															
Flags																ParticipantId															
...																															

HDR (4 bytes): The common PDU header (as specified in Common Order Header (section 2.2.1)). The **Type** field of the common PDU header **MUST** be set to ODTYPE_PARTICIPANT_CTRL_CHANGE (0x0009).

Flags (2 bytes): A 16-bit, unsigned integer that represents a set of bit flags, in little-endian format, that indicate participant requests for permission. A bit is true (or set) if its value is 1. This field **MUST** be composed of the bitwise OR of one or more of the following values.

Value	Meaning
REQUEST_VIEW 0x0001	The participant is requesting view permission.
REQUEST_INTERACT	The participant is requesting interact permission.

Value	Meaning
0x0002	
ALLOW_CONTROL_REQUESTS 0x0008	The participant is requesting that "permission request" be allowed.

ParticipantId (4 bytes): A 32-bit, unsigned integer that specifies the unique identifier of the participant.

2.2.4.4 Change Participant Control Level Response PDU (OD_PARTICIPANT_CTRL_CHANGE_RESPONSE)

The Change Participant Control Level Response PDU (OD_PARTICIPANT_CTRL_CHANGE_RESPONSE) is sent by the sharing manager to specify a reason for which the participant control level change request (section 2.2.4.3) was either accepted or rejected (section 3.2.5.2.3).

0	1	2	3	4	5	6	7	8	9	10	11	12	13	14	15	16	17	18	19	20	21	22	23	24	25	26	27	28	29	30	31
HDR																															
Flags																ParticipantId															
...																ReasonCode															
...																															

HDR (4 bytes): The common PDU header, as specified in Common Order Header (section 2.2.1). The **Type** field of the common PDU header **MUST** be set to ODTYPE_PARTICIPANT_CTRL_CHANGE_RESPONSE (0x000D).

Flags (2 bytes): A 16-bit, unsigned integer that represents a set of bit flags, in little-endian format, that indicates participant requests for permission. A bit is true (or set) if its value is 1. This field **MUST** be composed of the bitwise OR of one or more of the following values.

Value	Meaning
REQUEST_VIEW 0x0001	The participant is requesting view permission.
REQUEST_INTERACT 0x0002	The participant is requesting interact permission.
ALLOW_CONTROL_REQUESTS 0x0008	The participant is requesting that "permission request" be allowed.

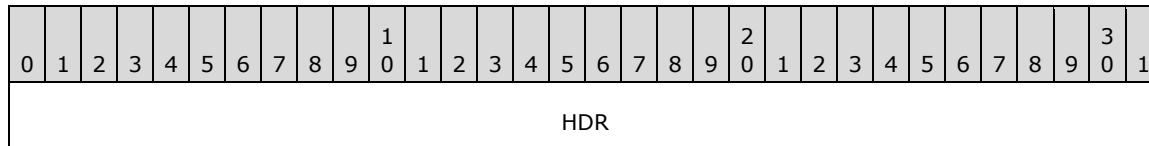
ParticipantId (4 bytes): A 32-bit, unsigned integer that specifies the unique identifier of the participant.

ReasonCode (4 bytes): A 32-bit, unsigned integer that specifies the reason for which a participant control change request was accepted or rejected.

2.2.5 Graphics Stream Control

2.2.5.1 Graphics Stream-Paused PDU (OD_GRAPHICS_STREAM_PAUSED)

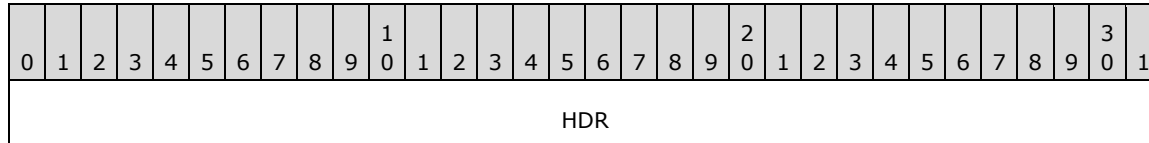
The Graphics Stream-Paused PDU (OD_GRAPHICS_STREAM_PAUSED) is used by the sharing manager to inform the participants that sharing is suspended (section 3.2.5.3.1).



HDR (4 bytes): The common PDU header (as specified in Common Order Header (section 2.2.1)). The **Type** field of the common PDU header MUST be set to ODTYPE_GRAPHICS_STREAM_PAUSED (0x000A).

2.2.5.2 Graphics Stream-Resumed PDU (OD_GRAPHICS_STREAM_RESUMED)

The Graphics Stream-Resumed PDU (OD_GRAPHICS_STREAM_RESUMED) is used by the sharing manager to inform the participants that desktop sharing has resumed (section 3.2.5.3.2).



HDR (4 bytes): The common PDU header (as specified in Common Order Header (section 2.2.1)). The **Type** field of the common PDU header MUST be set to ODTYPE_GRAPHICS_STREAM_RESUMED (0x000B).

3 Protocol Details

The following sections specify details of the Remote Desktop Protocol: Multiparty Virtual Channel Extension, including abstract data models and message processing rules.

3.1 Common Details

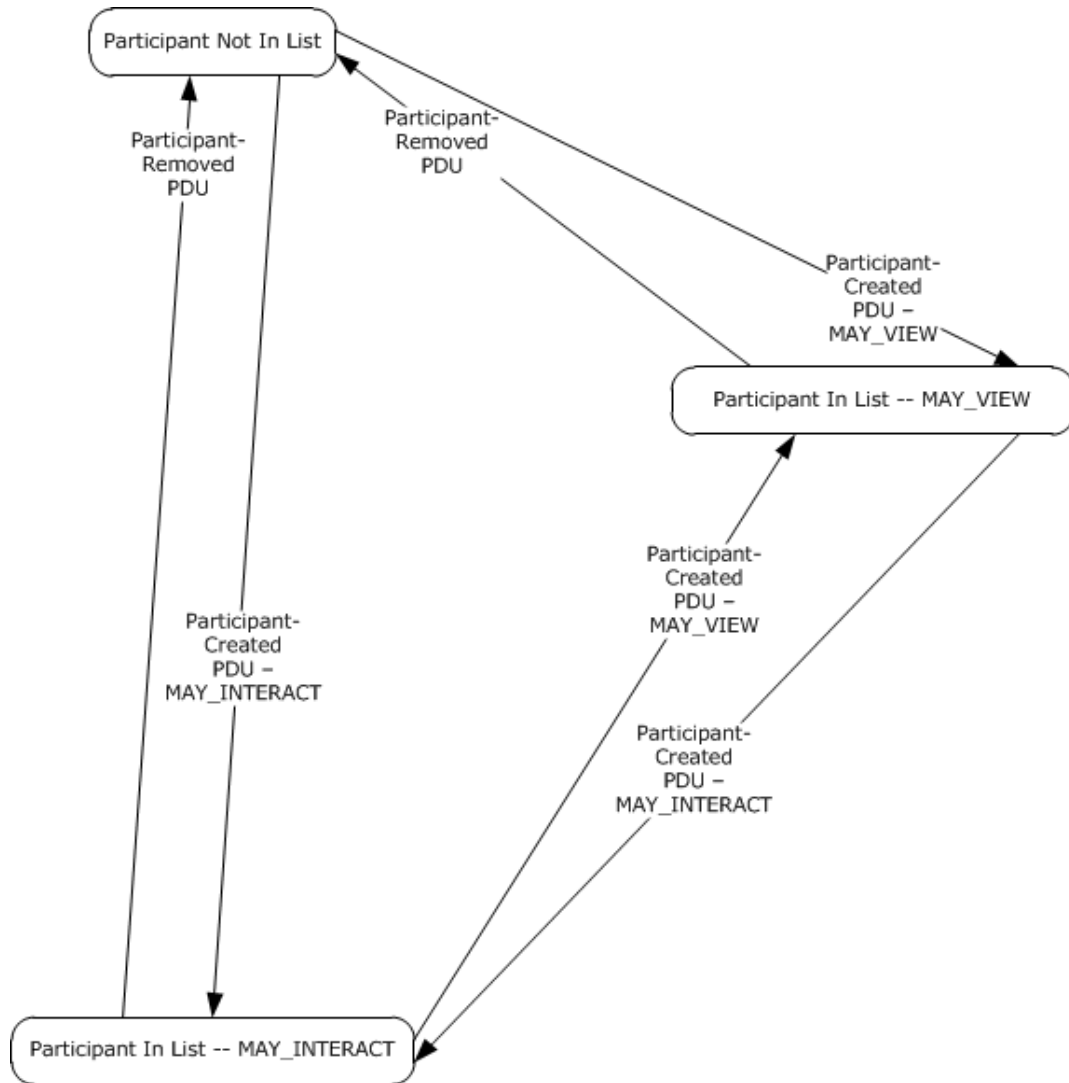


Figure 1: Participant Handling of Participant-Created and Participant-Removed Messages

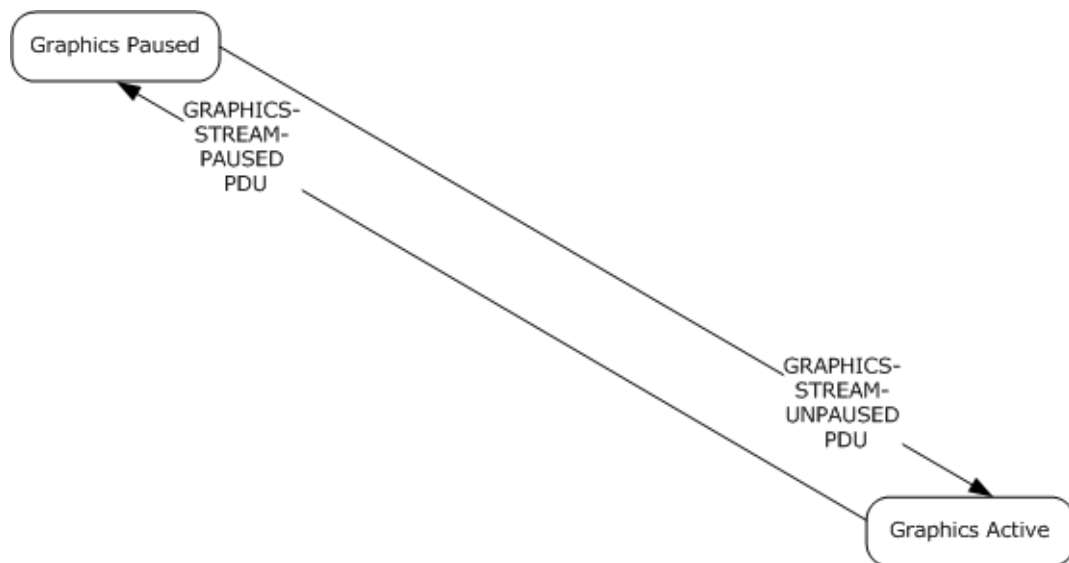


Figure 2: Participant Handling of GRAPHICS-STREAM-UNPAUSED and GRAPHICS-STREAM-PAUSED PDUs

3.1.1 Abstract Data Model

This section describes a conceptual model of possible data organization that an implementation maintains to participate in this protocol. The described organization is provided to facilitate the explanation of how the protocol behaves. This document does not mandate that implementations adhere to this model as long as their external behavior is consistent with that described in this document.

This protocol allows a host to propagate participant, application, and window lists and any updates to these lists. Updates to applications, windows, and participant lists are communicated to the clients via the same PDUs that are used to announce the creation of these elements. For instance, if an application title changes, the server sends an Application-Created PDU that corresponds to that application.

A client SHOULD maintain application, window, and participant lists. A client MAY instead choose to use the information in participant, application, and window messages only to display notifications or it MAY completely ignore the messages. For instance, if an application does not want to show the participant list to the user, it MAY silently discard Participant-Created and Participant-Removed messages.

A host MUST preserve each participant's current control level and the status on whether or not sharing is currently suspended.

Because the notifications for both created and updated applications use the same messages, clients SHOULD distinguish between the two. A client does this by checking whether it already has a record for the unique ID associated with the PDU.

3.1.2 Timers

No timers are used.

3.1.3 Initialization

Before messages can be sent, the static virtual channel **MUST** be established by using the parameters specified in section 2.1.

3.1.4 Higher-Layer Triggered Events

No higher-layer triggered events are used.

3.1.5 Message-Processing Events and Sequencing Rules

3.1.5.1 Processing the Common PDU Header

The **Type** field (as specified in Common Order Header (ORDER_HDR) (section 2.2.1)) **MUST** be examined to determine if it corresponds to a known message type. If the type does not correspond to a known message type, the PDU **SHOULD** be ignored. If the type matches a known type, the processing for the **Length** field (see Common Order Header (ORDER_HDR) (section 2.2.1)) **MUST** be performed based on the value of the **Type** field, as described in the following table.

Type field value	Processing instructions
ODTYPE_FILTER_STATE_UPDATED 0x0001	Processing a Filter-Updated PDU (section 3.2.5.1.3)
ODTYPE_APP_REMOVED 0x0002	Processing an Application-Removed PDU (section 3.2.5.1.2)
ODTYPE_APP_CREATED 0x0003	Processing an Application-Created PDU (section 3.2.5.1.1)
ODTYPE_WND_REMOVED 0x0004	Processing a Window-Removed PDU (section 3.2.5.1.5)
ODTYPE_WND_CREATED 0x0005	Processing a Window-Created PDU (section 3.2.5.1.4)
ODTYPE_WND_SHOW 0x0006	Processing a Show Window PDU (section 3.3.5.1.1)
ODTYPE_PARTICIPANT_REMOVED 0x0007	Processing a Participant-Removed PDU (section 3.2.5.2.2)
ODTYPE_PARTICIPANT_CREATED 0x0008	Processing a Participant-Created PDU (section 3.2.5.2.1)
ODTYPE_PARTICIPANT_CTRL_CHANGE 0x0009	Processing the Change Participant Control Level PDU (section 3.3.5.2.3)
ODTYPE_GRAPHICS_STREAM_PAUSED 0x000A	Processing a Graphics Stream-Paused PDU (section 3.2.5.3.1)
ODTYPE_GRAPHICS_STREAM_RESUMED 0x000B	Processing a Graphics Stream-Resumed PDU (section 3.2.5.3.2)
ODTYPE_WND_REGION_UPDATE 0x000C	Processing a Window Region Update PDU (section 3.2.5.1.6)
ODTYPE_PARTICIPANT_CTRL_CHANGE_RESPONSE	Processing the Change Participant Control Level Response

Type field value	Processing instructions
0x000D	PDU (section 3.2.5.2.3)

More than one sharing message can be contained in a single virtual channel payload. If more than one message is included, they are concatenated, with each message having its own common message header. When processing a message, the receiver MUST verify that enough network data remains in the virtual channel packet to process a message of the size specified by the **Length** field. The receiver SHOULD disconnect from the sharing session if there is not enough data.<8>

3.1.5.2 Processing UNICODE_STRING Fields

Some messages in the Remote Desktop Protocol: Multiparty Virtual Channel Extension contain UNICODE_STRING (section 2.2.2) packets. These are variable size fields with the length described by the **cchString** member. Upon receiving a message that contains a nonzero length UNICODE_STRING, the receiver MUST validate the string by doubling the value of the **cchString** field to convert to bytes and then check whether there are sufficient bytes left in the message to account for the presence of the string, plus any additional fields.

3.1.5.3 Processing Application, Window, and Participant IDs

When an Application-Created message is received, the client SHOULD check its application list to see if it contains a record for the value in the **AppId** field. If no record exists, the client MUST create a record that contains the application ID, the name of the application, and the shared state. If a record with the ID exists in the list, the client MUST replace the information in that record with the information in the message. When an Application-Removed message is received, the client MUST remove the record with the corresponding ID from its list. If no such record exists, the client MUST silently discard the message.

Window messages and participant messages SHOULD be handled exactly as described in the preceding paragraph.

Application IDs are also used to identify which applications own which windows. The sharing manager SHOULD send the client an Application-Created PDU before it sends any Window-Created PDUs for that application. This allows a client to maintain both a global window list and a list of windows per application. Because windows are tied to applications, a window's life span is limited by the life span of the application to which it is associated. The sharing manager SHOULD send Window-Removed PDUs before sending the Application-Removed PDU for the application to which the window corresponds. If the client receives an Application-Removed PDU, it SHOULD remove any window from the window list with an **AppId** that corresponds to the application removed.

3.1.6 Timer Events

None.

3.1.7 Other Local Events

None.

3.2 Participant Details

3.2.1 Abstract Data Model

Refer to the common details abstract data model in section 3.1.1.

3.2.2 Timers

None.

3.2.3 Initialization

Before messages can be sent, the static virtual channel **MUST** be established by using the parameters specified in section 2.1.

3.2.4 Higher-Layer Triggered Events

None.

3.2.5 Message-Processing Events and Sequencing Rules

3.2.5.1 Application and Window Filtering

3.2.5.1.1 Processing an Application-Created PDU

The receiver of an Application-Created PDU (OD_APP_CREATED) **MUST** first validate the common header for consistency (as specified in section 3.1.5.1).

After the header is validated, the receiver **MUST** validate the **Name** field according to the rules specified in section 3.1.5.2. If the size of the received PDU extends past the end of the **Name** string, the receiver **SHOULD** ignore the rest of the PDU (the part that extends past the end of the PDU is reserved for future extensions of the message). If the PDU size is not long enough to contain all the fields in the message, including the variable size **Name** field, the connection **SHOULD** be terminated.<9><10>

If the receiver wants to use the application and window list facilities of this protocol, it **SHOULD** process the information according to section 3.1.5.3.

3.2.5.1.2 Processing an Application-Removed PDU

The receiver of an Application-Removed PDU (OD_APP_REMOVED) **MUST** first validate the common header for consistency (section 3.1.5.1). If the PDU size is not long enough to contain all the fields in the message, the connection **SHOULD** be terminated.<11>

If the receiver wants to use the application and window list facilities of this protocol, it **SHOULD** process the information according to section 3.1.5.3.

3.2.5.1.3 Processing a Filter-Updated PDU

The receiver of the Filter-Updated PDU (OD_FILTER_STATE_UPDATED) (section 2.2.3.1) **MUST** first validate the common header for consistency (section 3.1.5.1). If the PDU size is not long enough to contain all the fields in the message, the connection **SHOULD** be terminated.<12>

After the header is validated, the receiver **MUST** read the **Flags** field to determine whether application and windowing filtering are enabled by the sharing manager (see Filter-Updated PDU (OD_FILTER_STATE_UPDATED) (section 2.2.3.1)). The receiver **SHOULD** also remove all the windows and applications that it lists, because the sharing manager is about to send an updated list.<13>

3.2.5.1.4 Processing a Window-Created PDU

The receiver of the Window-Created PDU (OD_WND_CREATED) (section 2.2.3.4) **MUST** validate the common header for consistency (section 3.1.5.1). If the PDU size is not long enough to contain all the

fields in the message, the connection SHOULD be terminated.<14> After the header is validated, the receiver MUST validate the **Name** field according to the rules described in section 3.1.5.2.

If the receiver wants to use the application and window list facilities of this protocol, it SHOULD process the information according to section 3.1.5.3.

3.2.5.1.5 Processing a Window-Removed PDU

The receiver of the Window-Removed PDU (OD_WND_REMOVED) (section 2.2.3.5) MUST first validate the common header for consistency (section 3.1.5.1). If the PDU size is not long enough to contain all the fields in the message, the connection SHOULD be terminated.<15>

If the receiver wants use the application and window list facilities of this protocol, it SHOULD process the information according to section 3.1.5.3.

3.2.5.1.6 Processing a Window Region Update PDU

The receiver of the Window Region Update PDU (OD_WND_REGION_UPDATE) (section 2.2.3.7) MUST first validate the common header for consistency (section 3.1.5.1). If the PDU size is not long enough to contain all the fields in the message, the connection SHOULD be terminated.<16>

Receipt of this PDU indicates that the application window size has changed. The PDU is stateless and has no sequencing rules.

3.2.5.2 Participant Management

3.2.5.2.1 Processing a Participant-Created PDU

The receiver of the Participant-Created PDU (OD_PARTICIPANT_CREATED) (section 2.2.4.1) MUST verify the common header for consistency (section 3.1.5.1). If the PDU size is not long enough to contain all the fields in the message, the connection SHOULD be terminated.<17>

After the header is validated, the receiver MUST validate the **Name** field according to the rules specified in section 3.1.5.2.

If the IS_PARTICIPANT flag is set, the recipient SHOULD remember this information because it indicates that the message refers to the participant itself.<18>

If the IS_PARTICIPANT flag is not set, this indicates that the message refers to a participant other than the recipient of the message.

If the **GroupId** field is not zero, the recipient SHOULD use this information to identify the group to which the user belongs.<19>

If the receiver wants to use the Participant list facilities of this protocol, it SHOULD process the information according to section 3.1.5.3.

3.2.5.2.2 Processing a Participant-Removed PDU

The receiver of the Participant-Removed PDU (OD_PARTICIPANT_REMOVED) (section 2.2.4.2) MUST first validate the common header for consistency (section 3.1.5.1). If the PDU size is not long enough to contain all the fields in the message, the connection SHOULD be terminated.<20>

If the receiver wants to use the Participant list facilities of this protocol, it SHOULD process the window removal information according to the windows implementation described in section 3.1.5.3.

The participant MAY check the **DiscType** and **DiscCode** fields to determine if the participant was disconnected as a result of an error.<21>

3.2.5.2.3 Processing the Change Participant Control Level Response PDU

The receiver of the Change Participant Control Level Response PDU (OD_PARTICIPANT_CTRL_CHANGE_RESPONSE) (section 2.2.4.4) MUST first validate the common header for consistency (section 3.1.5.1). If the PDU size is not long enough to contain all the fields in the message, the connection SHOULD be terminated.<22>

After validating the common header, the receiver SHOULD verify that the **ParticipantId** field is valid.

The participant SHOULD check the **ReasonCode** field to determine why the change participant control level request was accepted or rejected.

3.2.5.3 Graphics Stream Control

3.2.5.3.1 Processing a Graphics Stream-Paused PDU

The receiver of the Graphics Stream-Paused PDU (OD_GRAPHICS_STREAM_PAUSED) (section 2.2.5.1) MUST verify the common header for consistency (section 3.1.5.1). If the PDU size is not long enough to contain all the fields in the message, the connection SHOULD be terminated.<23>

Receipt of this PDU indicates that the sharing manager has suspended the graphic stream (as specified in section 1.3.1.3). The PDU is stateless and has no sequencing rules.

3.2.5.3.2 Processing a Graphics Stream-Resumed PDU

The receiver of the Graphics Stream-Resumed PDU (OD_GRAPHICS_STREAM_RESUMED) (section 2.2.5.2) MUST first validate the common header for consistency (section 3.1.5.1). If the PDU size is not long enough to contain all the fields in the message, the connection SHOULD be terminated.<24>

Receipt of this PDU indicates that the graphic stream is no longer paused (section 1.3.1.3). The PDU is stateless and has no sequencing rules.

3.2.6 Timer Events

None.

3.2.7 Other Local Events

None.

3.3 Sharing Manager Details

3.3.1 Abstract Data Model

Refer to the common details abstract data model in section 3.1.1.

3.3.2 Timers

None.

3.3.3 Initialization

Before messages can be sent, the static virtual channel MUST be established by using the parameters specified in section 2.1.

3.3.4 Higher-Layer Triggered Events

None.

3.3.5 Message Processing Events and Sequencing Rules

3.3.5.1 Application and Window Filtering

3.3.5.1.1 Processing the Show Window PDU

The receiver of the Show Window PDU (OD_WND_SHOW) (section 2.2.3.6) MUST verify the common header for consistency (section 3.1.5.1). If the PDU size is not long enough to contain all the fields in the message, the connection SHOULD be terminated.<25>

The **WndId** field in the PDU MUST specify the window that the participant wants to view. The sharing manager SHOULD <26> validate the **WndId** field against the existing windows and SHOULD <27> verify that the participant is entitled to make that request before granting it.

3.3.5.2 Participant Management

3.3.5.2.1 Processing a Participant-Created PDU

See section 3.2.5.2.1.<28>

3.3.5.2.2 Processing a Participant-Removed PDU

See section 3.2.5.2.2.<29>

3.3.5.2.3 Processing the Change Participant Control Level PDU

The receiver of the Change Participant Control Level PDU (OD_PARTICIPANT_CTRL_CHANGE) (section 2.2.4.3) MUST first validate the common header for consistency (section 3.1.5.1). If the PDU size is not long enough to contain all the fields in the message, the connection SHOULD be terminated.<30>

After validating the common header, the receiver SHOULD apply the permissions requested in the **Flags** field to the participant specified in the **ParticipantId** field, and SHOULD verify that the participant is entitled to the requested permissions before granting the request.

Upon granting the request, the recipient SHOULD notify participants by sending a Participant-Created PDU (OD_PARTICIPANT_CREATED) (section 2.2.4.1) reflecting the new permission granted.

3.3.6 Timer Events

None.

3.3.7 Other Local Events

None.

4 Protocol Examples

The following sections describe several operations that are used in common scenarios to illustrate the function of the Remote Desktop Protocol: Multiparty Virtual Channel Extension.

4.1 Sharing Manager-Generated PDUs

4.1.1 Filter-Updated PDU 1

The following is a network capture of the Filter-Updated PDU (OD_FILTER_STATE_UPDATED) (section 2.2.3.1).

```
OD_FILTER_STATE_UPDATED
00000000 01 00 05 00 00 .....
01 00 -> OD_FILTER_STATE_UPDATED: ORDER_HDR : Type = 01
05 00 -> OD_FILTER_STATE_UPDATED: ORDER_HDR : Length = 05
00 -> OD_FILTER_STATE_UPDATED: Flags = 0
```

4.1.2 Participant-Created PDU

The following are network captures of the Participant-Created PDU (OD_PARTICIPANT_CREATED) (section 2.2.4.1).

This is the PDU sent to the participant that is being added. The IS_PARTICIPANT flag is set.

```
OD_PARTICIPANT_CREATED
00000000 08 00 24 00 00 00 00 00 00 00 04 00 0A 00
..$.
00000010 54 00 45 00 53 00 54 00 55 00 53 00 45 00 52 00
T.E.S.T.U.S.E.R.
00000020 30 00 32 00 0.2.
08 00 -> OD_PARTICIPANT_CREATED: ORDER_HDR: Type
24 00 -> OD_PARTICIPANT_CREATED: ORDER_HDR: Length
00 00 00 00 -> OD_PARTICIPANT_CREATED: ParticipantId = 0
00 00 00 00 -> OD_PARTICIPANT_CREATED: GroupId = 0
04 00 -> OD_PARTICIPANT_CREATED: Flags = IS_PARTICIPANT
0A 00 -> OD_PARTICIPANT_CREATED: UNICODE_STRING : cchString = 10
54 00 45 00 53 00 54 00 55 00 53 00 45 00 52 00 30 00 32 00
-> OD_PARTICIPANT_CREATED: UNICODE_STRING: String "TESTUSER02"
```

This network capture shows the PDU sent to notify other participants of the new participant. It has the IS_PARTICIPANT flag set to 0.

```
OD_PARTICIPANT_CREATED
00000000 08 00 24 00 00 00 00 00 00 00 00 00 0A 00
..$.
00000010 54 00 45 00 53 00 54 00 55 00 53 00 45 00 52 00
T.E.S.T.U.S.E.R.
00000020 30 00 32 00 0.2.
08 00 -> OD_PARTICIPANT_CREATED: ORDER_HDR: Type = 8
(OD_PARTICIPANT_CREATED)
24 00 -> OD_PARTICIPANT_CREATED: ORDER_HDR: Length = 36
00 00 00 00 -> OD_PARTICIPANT_CREATED: ParticipantId = 0
00 00 00 00 -> OD_PARTICIPANT_CREATED: GroupId = 0
00 00 -> OD_PARTICIPANT_CREATED: Flags = 0
0A 00 -> OD_PARTICIPANT_CREATED: UNICODE_STRING : cchString = 10
54 00 45 00 53 00 54 00 55 00 53 00 45 00 52 00 30 00 32 00
```

```
-> OD_PARTICIPANT_CREATED: UNICODE_STRING: String "TESTUSER02"
```

This network capture shows the PDU sent to notify a participant of a change to its current control level. Note that the flag indicates permission to view only.

```
OD_PARTICIPANT_CREATED
00000000 08 00 24 00 00 00 00 00 00 00 00 01 00 0A 00
..$.
00000010 54 00 45 00 53 00 54 00 55 00 53 00 45 00 52 00
T.E.S.T.U.S.E.R.
00000020 30 00 32 00 0.2.
08 00 -> OD_PARTICIPANT_CREATED: ORDER_HDR: Type = 08
(OD_PARTICIPANT_CREATED)
24 00 -> OD_PARTICIPANT_CREATED: ORDER_HDR: Length = 36
00 00 00 00 -> OD_PARTICIPANT_CREATED: ParticipantId = 0
00 00 00 00 -> OD_PARTICIPANT_CREATED: GroupId = 0
01 00 -> OD_PARTICIPANT_CREATED: Flags = 1 MAY_VIEW
0A 00 -> OD_PARTICIPANT_CREATED: UNICODE_STRING : cchString = 10
54 00 45 00 53 00 54 00 55 00 53 00 45 00 52 00 30 00 32 00
-> OD_PARTICIPANT_CREATED: UNICODE_STRING: String "TESTUSER02"
```

4.1.3 Participant-Removed PDU

The following is a network capture of the Participant-Removed PDU (OD_PARTICIPANT_REMOVED) (section 2.2.4.2). This PDU is sent to all participants to notify them that a participant has been removed.

```
OD_PARTICIPANT_REMOVED
00000000 07 00 10 00 00 00 00 00 00 00 00 06 00 0A D0 .....
07 00 -> OD_PARTICIPANT_REMOVED: ORDER_HDR: Type = 07
(OD_PARTICIPANT_REMOVED)
10 00 -> OD_PARTICIPANT_REMOVED: ORDER_HDR: Length = 16
00 00 00 00 -> OD_PARTICIPANT_REMOVED: ParticipantId = 0
00 00 00 00 -> OD_PARTICIPANT_REMOVED: DiscType = 0
(Server initiated disconnect).
06 00 0A D0 -> OD_PARTICIPANT_REMOVED: DiscCode =
0xD00A0006 (Could not send data to the participant)
```

4.1.4 Filter-Updated PDU 2

The following are network captures of the Filter-Updated PDU (OD_FILTER_STATE_UPDATED) (section 2.2.3.1). This PDU is sent to notify participants of the filter's current status.

```
OD_FILTER_STATE_UPDATED
00000000 01 00 05 00 01 .....
01 00 -> OD_FILTER_STATE_UPDATED: ORDER_HDR : Type = 01
(OD_FILTER_STATE_UPDATED)
05 00 -> OD_FILTER_STATE_UPDATED: ORDER_HDR : Length = 05
01 -> OD_FILTER_STATE_UPDATED: Flags = FILTER_ENABLED
```

This network capture shows the PDU sent with FILTER_ENABLED set to 0.

```
OD_FILTER_STATE_UPDATED
```

```

00000000 01 00 05 00 00 .....
01 00 -> OD_FILTER_STATE_UPDATED: ORDER_HDR : Type = 01
          (OD_FILTER_STATE_UPDATED)
05 00 -> OD_FILTER_STATE_UPDATED: ORDER_HDR : Length = 05
00 -> OD_FILTER_STATE_UPDATED: Flags = 0

```

4.1.5 Application-Created PDU

The following is a network capture of the Application-Created PDU (OD_APP_CREATED) (section 2.2.3.2). This PDU is sent to notify participants that an application has been created.

```

OD_APP_CREATED
00000000 03 00 14 00 01 00 EC 0A 00 00 04 00 63 00 61 00
          .....c.a.
00000010 6C 00 63 00 l.c.
03 00 -> OD_APP_CREATED: ORDER_HDR : Type = 03 (OD_APP_CREATED)
14 00 -> OD_APP_CREATED: ORDER_HDR : Length = 20
01 00 -> OD_APP_CREATED: Flags = APPLICATION_SHARED
EC 0A 00 00 ->OD_APP_CREATED: AppId = 2796
04 00 -> OD_APP_CREATED: UNICODE_STRING : cchString = 4
63 00 61 00 6C 00 63 00 -> OD_APP_CREATED: UNICODE_STRING String : "calc"

```

4.1.6 Application-Removed PDU

The following is a network capture of the Application-Removed PDU (OD_APP_REMOVED) (section 2.2.3.3). This PDU is sent to notify participants that an application has been removed.

```

OD_APP_REMOVED
00000000 02 00 08 00 90 0C 00 00 .....
02 00 -> OD_APP_REMOVED: ORDER_HDR : Type = 02 (OD_APP_REMOVED)
08 00 -> OD_APP_REMOVED: ORDER_HDR : Length = 08
90 0C 00 00 -> OD_APP_REMOVED: AppId = 3216

```

4.1.7 Window-Created PDU

The following is a wire capture of the Window-Created PDU (OD_WND_CREATED) (section 2.2.3.4). This PDU is sent to notify participants that a window has been created.

```

OD_WND_CREATED
00000000 05 00 24 00 00 00 EC 0A 00 00 96 03 1C 00 0A 00
          ..$.
00000010 43 00 61 00 6C 00 63 00 75 00 6C 00 61 00 74 00
          C.a.l.c.u.l.a.t.
00000020 6F 00 72 00 o.r.
05 00 -> OD_WND_CREATED: ORDER_HDR : Type = 05 (OD_WND_CREATED)
24 00 -> OD_WND_CREATED: ORDER_HDR : Length = 36
00 00 -> OD_WND_CREATED: Flags = Bit#0 not set so the window is
          not shared
EC 0A 00 00 ->OD_WND_CREATED: AppId = 2796
96 03 1C 00 ->OD_WND_CREATED: WndId = 1835926
0A 00 -> OD_WND_CREATED: UNICODE_STRING : cchString = 10
43 00 61 00 6C 00 63 00 75 00 6C 00 61 00 74 00 6F 00 72 00->
          OD_WND_CREATED: UNICODE_STRING String : "Calculator"

```


4.1.8 Window-Removed PDU

The following is a wire capture of the Window-Removed PDU (OD_WND_REMOVED) (section 2.2.3.5). This PDU is sent to notify participants that a window has been removed.

```
OD_WND_REMOVED
00000000 04 00 08 00 96 03 1C 00 .....
04 00 -> OD_WND_REMOVED: ORDER_HDR : Type = 04 (OD_WND_REMOVED)
08 00 -> OD_WND_REMOVED: ORDER_HDR : Length = 08
96 03 1C 00 ->OD_WND_REMOVED: WndId = 1835926
```

4.1.9 Request Control Level Change Response PDU

The following is a network capture of the Change Participant Control Level Response PDU (OD_PARTICIPANT_CTRL_CHANGE_RESPONSE) (section 2.2.4.4). This PDU is sent in response to a Change Participant Control Level PDU (OD_PARTICIPANT_CTRL_CHANGE) (section 2.2.4.3).

```
OD_PARTICIPANT_CTRL_CHANGE_RESPONSE
00000000 0D 00 0E 00 03 00 00 00 01 00 00 00 00
OD_PARTICIPANT_CTRL_CHANGE_RESPONSE
0D 00 -> OD_PARTICIPANT_CTRL_CHANGE_RESPONSE: ORDER_HDR : Type = 0D
      (OD_PARTICIPANT_CTRL_CHANGE_RESPONSE)
0E 00 -> OD_PARTICIPANT_CTRL_CHANGE_RESPONSE: ORDER_HDR : Length = 14
03 00 -> OD_PARTICIPANT_CTRL_CHANGE_RESPONSE: Flags = REQUEST_VIEW
      and REQUEST_INTERACT
00 00 00 01 -> OD_PARTICIPANT_CTRL_CHANGE_RESPONSE: ParticipantId = 1
00 00 00 00 -> OD_PARTICIPANT_CTRL_CHANGE_RESPONSE: ReasonCode = 0
```

4.1.10 Window Region Update PDU

The following is a network capture of the Window Region Update PDU (OD_WND_REGION_UPDATE) (section 2.2.3.7). This PDU is sent to notify participants that an application-window rectangle has changed.

```
OD_WND_REGION_UPDATE
00000000 0C 00 14 00 31 01 00 00 5B 00 00 00 D3 02 00 00
    ..$.
00000010 BD 02 00 00
OD_WND_REGION_UPDATE
0C 00 -> OD_WND_REGION_UPDATE: ORDER_HDR : Type = 0C
      (OD_WND_REGION_UPDATE)
14 00 -> OD_WND_REGION_UPDATE: ORDER_HDR : Length = 20
31 01 00 00 -> OD_WND_REGION_UPDATE : Left = 305
5B 00 00 00 -> OD_WND_REGION_UPDATE : Top = 91
D3 02 00 00 -> OD_WND_REGION_UPDATE : Right = 723
BD 02 00 00 -> OD_WND_REGION_UPDATE : Bottom = 701
```

4.2 Participant-Generated PDUs

4.2.1 Request Control Level Change PDU

The following is a network capture of the Change Participant Control Level PDU (OD_PARTICIPANT_CTRL_CHANGE) (section 2.2.4.3). The participant is requesting permission to view and interact with the applications.

```
OD_PARTICIPANT_CTRL_CHANGE
```

```
00000000 09 00 0A 00 03 00 00 00 00
OD_PARTICIPANT_CTRL_CHANGE
09 00 -> OD_PARTICIPANT_CTRL_CHANGE: ORDER_HDR : Type = 09
      (OD_PARTICIPANT_CTRL_CHANGE)
0A 00 -> OD_PARTICIPANT_CTRL_CHANGE: ORDER_HDR : Length = 10
03 00 -> OD_PARTICIPANT_CTRL_CHANGE: Flags = REQUEST_VIEW
      and REQUEST_INTERACT
00 00 00 00 00 -> OD_PARTICIPANT_CTRL_CHANGE: ParticipantId = 0
```

4.2.2 Request Show Window PDU

The following is a wire capture of the Show Window PDU (OD_WND_SHOW) (section 2.2.3.6).

```
OD_WND_SHOW
00000000 06 00 08 00 96 03 1C 00 .....
06 00 -> OD_WND_SHOW: ORDER_HDR : Type = 06 (OD_WND_SHOW)
08 00 -> OD_WND_SHOW: ORDER_HDR : Length = 08
96 03 1C 00 ->OD_WND_SHOW: WndId = 1835926
```

5 Security

The following sections specify security considerations for implementers of the Remote Desktop Protocol: Multiparty Virtual Channel Extension.

5.1 Security Considerations for Implementers

There are no security considerations for protocol messages as all static virtual channel traffic is encrypted, as specified in [MS-RDPBCGR].

5.2 Index of Security Parameters

None.

6 (Updated Section) Appendix A: Product Behavior

The information in this specification is applicable to the following Microsoft products or supplemental software. References to product versions include updates to those products.

- Windows Vista operating system
- Windows Server 2008 operating system
- Windows 7 operating system
- Windows Server 2008 R2 operating system
- Windows 8 operating system
- Windows Server 2012 operating system
- Windows 8.1 operating system
- Windows Server 2012 R2 operating system
- Windows 10 operating system
- Windows Server 2016 operating system
- Windows Server operating system
- Windows Server 2019 operating system
- **Windows Server 2022 operating system**

Exceptions, if any, are noted in this section. If an update version, service pack or Knowledge Base (KB) number appears with a product name, the behavior changed in that update. The new behavior also applies to subsequent updates unless otherwise specified. If a product edition appears with the product version, behavior is different in that product edition.

Unless otherwise specified, any statement of optional behavior in this specification that is prescribed using the terms "SHOULD" or "SHOULD NOT" implies product behavior in accordance with the SHOULD or SHOULD NOT prescription. Unless otherwise specified, the term "MAY" implies that the product does not follow the prescription.

<1> Section 2.2.3.2: Windows sets the application identifier to the application's system process ID.

<2> Section 2.2.3.2: In the Windows implementation, the process name is used as the name for an application.

<3> Section 2.2.3.4: In the Windows implementation, the window handle value, which uniquely identifies a window within the Windows operating system, is used as the **WndId**.

<4> Section 2.2.3.4: In the Windows implementation, the window title is used as the window name.

<5> Section 2.2.3.7: In Windows implementations, the sharing manager does not send the Window Region Update PDU (OD_WND_REGION_UPDATE).

<6> Section 2.2.4.1: In Windows implementations, the **GroupId** field is set to 0 by the sharing manager.

<7> Section 3.1.5.1: In Windows implementations, PDUs that have an unknown type in the order header are ignored by the receivers.

<8> Section 3.1.5.1: Windows implementations disconnect the client whenever the header length field is not consistent with the length required for a particular message or with the length of the buffer received from the lower-layer protocol.

| **<9> Section 3.2.5.1.1:** In Windows implementations, if more data is received for a message than the receiver can parse, the receiver parses only the portion of the data that it is able to parse and ignores the rest. For every type of message, the size of the received data is verified to make sure that the message is large enough to contain all the fields for that particular message. If this is not the case, the connection is terminated.

<10> Section 3.2.5.1.1: In Windows implementations, the Name field is optional. If the Name field is not sent then the connection is not terminated.

<11> Section 3.2.5.1.2: In Windows implementations, if more data is received for a message than the receiver can parse, the receiver parses only the portion of the data that it is able to parse and ignores the rest. For every type of message, the size of the received data is verified to make sure that the message is large enough to contain all the fields for that particular message. If this is not the case, the connection is terminated.

<12> Section 3.2.5.1.3: In Windows implementation, if more data is received for a message than the receiver can parse, the receiver parses only the portion of the data that it is able to parse and ignores the rest. For every type of message, the size of the received data is verified to make sure that the message is large enough to contain all the fields for that particular message. If this is not the case, the connection is terminated.

<13> Section 3.2.5.1.3: In Windows implementations, all the window and application data stored by the receiver is removed when a Filter-Updated PDU is received, as the sharing manager is about to send an updated list.

<14> Section 3.2.5.1.4: In Windows implementations, if more data is received for a message than the receiver can parse, the receiver parses only the portion of the data that it is able to parse and ignores the rest. For every type of message, the size of the received data is verified to make sure that the message is large enough to contain all the fields for that particular message. If this is not the case, the connection is terminated.

<15> Section 3.2.5.1.5: In Windows implementations, if more data is received for a message than the receiver can parse, the receiver parses only the portion of the data that it is able to parse and ignores the rest. For every type of message, the size of the received data is verified to make sure that the message is big enough to contain all the fields for that particular message. If this is not the case, the connection is terminated.

<16> Section 3.2.5.1.6: In Windows implementations, if more data is received for a message than the receiver can parse, the receiver parses only the portion of the data that it is able to parse and ignores the rest. For every type of message, the size of the received data is verified to make sure that the message is large enough to contain all the fields for that particular message. If this is not the case, the connection is terminated.

<17> Section 3.2.5.2.1: In Windows implementations, if more data is received for a message than the receiver can parse, the receiver parses only the portion of the data that it is able to parse and ignores the rest. For every type of message, the size of the received data is verified to make sure that the message is large enough to contain all the fields for that particular message. If this is not the case, the connection is terminated.

<18> Section 3.2.5.2.1: When a client is connected and authenticated, the server tries to inform the client which participant in the list corresponds to the client itself. This communication is done by sending a Participant-Created PDU to only that client but with the IS_PARTICIPANT set to 1. The client verifies the presence of the flag and remembers the **ParticipantId** as corresponding to itself.

<19> Section 3.2.5.2.1: In Windows implementations, the **GroupId** field is not interpreted by the participant.

<20> Section 3.2.5.2.2: In Windows implementations, if more data is received for a message than the receiver can parse, the receiver parses only the portion of the data that it is able to parse and ignores the rest. For every type of message, the size of the received data is verified to make sure that the message is large enough to contain all the fields for that particular message. If this is not the case, the connection is terminated.

<21> Section 3.2.5.2.2: Windows does not parse the **DiscType** and **DiscCode** fields.

<22> Section 3.2.5.2.3: In Windows implementations, if more data is received for a message than the receiver can parse, the receiver parses only the portion of the data that it is able to parse and ignores the rest. For every type of message, the size of the received data is verified to make sure that the message is large enough to contain all the fields for that particular message. If this is not the case, the connection is terminated.

<23> Section 3.2.5.3.1: In Windows implementations, if more data is received for a message than the receiver can parse, the receiver parses only the portion of the data the receiver knows how to parse and ignores the rest. For every type of message, the size of the received data is verified to make sure that the message is large enough to contain all the fields for that particular message. If this is not the case, the connection is terminated.

<24> Section 3.2.5.3.2: In Windows implementations, if more data is received for a message than the receiver can parse, the receiver parses only the portion of the data that it is able to parse and ignores the rest. For every type of message, the size of the received data is verified to make sure that the message is large enough to contain all the fields for that particular message. If this is not the case, the connection is terminated.

<25> Section 3.3.5.1.1: In Windows implementations, if more data is received for a message than the receiver can parse, the receiver parses only the portion of the data that it is able to parse and ignores the rest. For every type of message, the size of the received data is verified to make sure that the message is large enough to contain all the fields for that particular message. If this is not the case, the connection is terminated.

<26> Section 3.3.5.1.1: In Windows implementations, the server keeps all the windows of interest in a list. When the client requests that a window be displayed, the server checks if the window is in the list. If the window is in the list, the server attempts to show the window. Otherwise, the message is ignored.

<27> Section 3.3.5.1.1: In Windows implementations, the server verifies that the client sending the message has the right to interact with the desktop before showing the window. If the client does not have the right to interact with the desktop, the message is ignored.

<28> Section 3.3.5.2.1: In Windows implementations, a Participant-Created PDU (OD_PARTICIPANT_CREATED) is not sent by the participant.

<29> Section 3.3.5.2.2: In Windows implementations, a Participant-Removed PDU (OD_PARTICIPANT_REMOVED) is neither sent by the participant nor interpreted by the sharing manager.

<30> Section 3.3.5.2.3: In Windows implementation, if more data is received for a message than the receiver can parse, the receiver parses only the portion of the data that it is able to parse and ignores the rest. For every type of message, the size of the received data is verified to make sure that the message is large enough to contain all the fields for that particular message. If this is not the case, the connection is terminated.

Also in Windows implementations, a value of ALLOW_CONTROL_REQUEST in the **Flags** field is not sent by the participant and not interpreted by the sharing manager.

7 Change Tracking

This section identifies changes that were made to this document since the last release. Changes are classified as Major, Minor, or None.

The revision class **Major** means that the technical content in the document was significantly revised. Major changes affect protocol interoperability or implementation. Examples of major changes are:

- A document revision that incorporates changes to interoperability requirements.
- A document revision that captures changes to protocol functionality.

The revision class **Minor** means that the meaning of the technical content was clarified. Minor changes do not affect protocol interoperability or implementation. Examples of minor changes are updates to clarify ambiguity at the sentence, paragraph, or table level.

The revision class **None** means that no new technical changes were introduced. Minor editorial and formatting changes may have been made, but the relevant technical content is identical to the last released version.

The changes made to this document are listed in the following table. For more information, please contact dochelp@microsoft.com.

Section	Description	Revision class
6 Appendix A: Product Behavior	Updated for this version of Windows Server.	Major

8 Index

A

- Abstract data model
 - Participant (section 3.1.1 23, section 3.2.1 25)
 - Sharing Manager (section 3.1.1 23, section 3.3.1 28)
- Applicability 10
- Application filter
 - Participant 26
 - Sharing Manager 29
- Application ID processing 25
- Application-created PDU 26
- Application-created PDU example 32
- Application-removed PDU 26
- Application-removed PDU example 32
- Applications - filtering (section 1.3.1.1 9, section 2.2.3 13)

C

- Capability negotiation 10
- Change participant control-level PDU 29
- Change tracking 39
- Common Order Header (ORDER_HDR) message 12
- Common PDU header - processing 24

D

- Data model - abstract
 - Participant (section 3.1.1 23, section 3.2.1 25)
 - Sharing Manager (section 3.1.1 23, section 3.3.1 28)

E

- Examples
 - application-created PDU example 32
 - application-removed PDU example 32
 - filter-updated PDU example (section 4.1.1 30, section 4.1.4 31)
 - overview 30
 - participant-created PDU example 30
 - participant-generated PDUs example 33
 - participant-removed PDU example 31
 - request control-level change PDU example 33
 - request show-window PDU example 34
 - sharing manager-generated PDUs example 30
 - window-created PDU example 32
 - window-removed PDU example 33

F

- Fields - vendor-extensible 10
- Filtering (section 1.3.1.1 9, section 2.2.3 13)
- Filter-updated PDU
 - example (section 4.1.1 30, section 4.1.4 31)
 - processing 26

G

- Glossary 8
- Graphics stream control (section 1.3.1.3 10, section 2.2.5 21, section 3.2.5.3 28)
- Graphics stream-paused PDU 28
- Graphics stream-resumed PDU 28

H

Higher-layer triggered events

- Participant (section 3.1.4 24, section 3.2.4 26)
- Sharing Manager (section 3.1.4 24, section 3.3.4 29)

I

Implementer - security considerations 35

Index of security parameters 35

Informative references 9

Initialization

- Participant (section 3.1.3 24, section 3.2.3 26)
- Sharing Manager (section 3.1.3 24, section 3.3.3 28)

Introduction 8

L

Local events

- Participant (section 3.1.7 25, section 3.2.7 28)
- Sharing Manager (section 3.1.7 25, section 3.3.7 29)

M

Message processing

- Participant (section 3.1.5 24, section 3.2.5 26)
- Sharing Manager (section 3.1.5 24, section 3.3.5 29)

Messages

- Common Order Header (ORDER_HDR) 12
- filtering applications and windows (section 1.3.1.1 9, section 2.2.3 13)
- graphics streams (section 1.3.1.3 10, section 2.2.5 21)
- overview 12
- participant management (section 1.3.1.2 9, section 2.2.4 17)
- syntax 12
- transport 12
- Unicode String (UNICODE_STRING) 13

N

Normative references 9

O

- OD_APP_CREATED packet 14
- OD_APP_REMOVED packet 15
- OD_FILTER_STATE_UPDATED packet 13
- OD_GRAPHICS_STREAM_PAUSED packet 21
- OD_GRAPHICS_STREAM_RESUMED packet 21
- OD_PARTICIPANT_CREATED packet 17
- OD_PARTICIPANT_CTRL_CHANGE packet 19
- OD_PARTICIPANT_REMOVED packet 18
- OD_WND_CREATED packet 15
- OD_WND_REMOVED packet 16
- OD_WND_SHOW packet 16
- ORDER_HDR packet (section 2.2.1 12, section 3.1.5.1 24)
- Overview (synopsis) 9

P

Parameters - security index 35

- Participant (section 3.1 22, section 3.2 25)
 - abstract data model (section 3.1.1 23, section 3.2.1 25)
 - graphics stream control 28
 - higher-layer triggered events (section 3.1.4 24, section 3.2.4 26)

- initialization (section 3.1.3 24, section 3.2.3 26)
- local events (section 3.1.7 25, section 3.2.7 28)
- message processing (section 3.1.5 24, section 3.2.5 26)
- sequencing rules (section 3.1.5 24, section 3.2.5 26)
- timer events (section 3.1.6 25, section 3.2.6 28)
- timers (section 3.1.2 23, section 3.2.2 26)
- Participant ID processing 25
- Participant management (section 1.3.1.2 9, section 2.2.4 17)
 - Participant 27
 - Sharing Manager 29
- Participant Management message 17
- Participant-created PDU 27
- Participant-created PDU example 30
- Participant-generated PDUs example 33
- Participant-removed PDU 27
- Participant-removed PDU example 31
- PDU header - common processing 24
- PDUs
 - participant-generated PDUs example 33
 - sharing manager-generated PDUs example 30
- Preconditions 10
- Prerequisites 10
- Product behavior 36
- Protocol Details
 - overview 22

R

- References 8
 - informative 9
 - normative 9
- Relationship to other protocols 10
- Request control-level change PDU example 33
- Request show-window PDU example 34

S

- Security
 - implementer considerations 35
 - overview 35
 - parameter index 35
- Sequencing rules
 - Participant (section 3.1.5 24, section 3.2.5 26)
 - Sharing Manager (section 3.1.5 24, section 3.3.5 29)
- Sharing Manager (section 3.1 22, section 3.3 28)
 - abstract data model (section 3.1.1 23, section 3.3.1 28)
 - higher-layer triggered events (section 3.1.4 24, section 3.3.4 29)
 - initialization (section 3.1.3 24, section 3.3.3 28)
 - local events (section 3.1.7 25, section 3.3.7 29)
 - message processing (section 3.1.5 24, section 3.3.5 29)
 - sequencing rules (section 3.1.5 24, section 3.3.5 29)
 - timer events (section 3.1.6 25, section 3.3.6 29)
 - timers (section 3.1.2 23, section 3.3.2 28)
- Sharing manager-generated PDUs example 30
- Show window PDU 29
- Standards assignments 11
- Syntax 12

T

- Timer events
 - Participant (section 3.1.6 25, section 3.2.6 28)
 - Sharing Manager (section 3.1.6 25, section 3.3.6 29)
- Timers
 - Participant (section 3.1.2 23, section 3.2.2 26)

- Sharing Manager (section 3.1.2 23, section 3.3.2 28)
- Tracking changes 39
- Transport 12
- Triggered events - higher-layer
 - Participant (section 3.1.4 24, section 3.2.4 26)
 - Sharing Manager (section 3.1.4 24, section 3.3.4 29)

U

- Unicode String (UNICODE_STRING) message 13
- UNICODE_STRING fields 25
- UNICODE_STRING packet 13

V

- Vendor-extensible fields 10
- Versioning 10

W

- Window filtering
 - Participant 26
 - Sharing Manager 29
- Window ID processing 25
- Window-created PDU 26
- Window-created PDU example 32
- Window-removed PDU 27
- Window-removed PDU example 33
- Windows - filtering (section 1.3.1.1 9, section 2.2.3 13)