

[MS-MQBR]: Message Queuing (MSMQ): Binary Reliable Message Routing Algorithm

Intellectual Property Rights Notice for Open Specifications Documentation

- **Technical Documentation.** Microsoft publishes Open Specifications documentation for protocols, file formats, languages, standards as well as overviews of the interaction among each of these technologies.
- **Copyrights.** This documentation is covered by Microsoft copyrights. Regardless of any other terms that are contained in the terms of use for the Microsoft website that hosts this documentation, you may make copies of it in order to develop implementations of the technologies described in the Open Specifications and may distribute portions of it in your implementations using these technologies or your documentation as necessary to properly document the implementation. You may also distribute in your implementation, with or without modification, any schema, IDL's, or code samples that are included in the documentation. This permission also applies to any documents that are referenced in the Open Specifications.
- **No Trade Secrets.** Microsoft does not claim any trade secret rights in this documentation.
- **Patents.** Microsoft has patents that may cover your implementations of the technologies described in the Open Specifications. Neither this notice nor Microsoft's delivery of the documentation grants any licenses under those or any other Microsoft patents. However, a given Open Specification may be covered by Microsoft [Open Specification Promise](#) or the [Community Promise](#). If you would prefer a written license, or if the technologies described in the Open Specifications are not covered by the Open Specifications Promise or Community Promise, as applicable, patent licenses are available by contacting iplg@microsoft.com.
- **Trademarks.** The names of companies and products contained in this documentation may be covered by trademarks or similar intellectual property rights. This notice does not grant any licenses under those rights. For a list of Microsoft trademarks, visit www.microsoft.com/trademarks.
- **Fictitious Names.** The example companies, organizations, products, domain names, email addresses, logos, people, places, and events depicted in this documentation are fictitious. No association with any real company, organization, product, domain name, email address, logo, person, place, or event is intended or should be inferred.

Reservation of Rights. All other rights are reserved, and this notice does not grant any rights other than specifically described above, whether by implication, estoppel, or otherwise.

Tools. The Open Specifications do not require the use of Microsoft programming tools or programming environments in order for you to develop an implementation. If you have access to Microsoft programming tools and environments you are free to take advantage of them. Certain Open Specifications are intended for use in conjunction with publicly available standard specifications and network programming art, and assumes that the reader either is familiar with the aforementioned material or has immediate access to it.

Revision Summary

Date	Revision History	Revision Class	Comments
07/20/2007	0.1	Major	MCPP Milestone 5 Initial Availability
09/28/2007	1.0	Major	Updated and revised the technical content.
10/23/2007	1.0.1	Editorial	Revised and edited the technical content.
11/30/2007	2.0	Major	Updated and revised the technical content.
01/25/2008	2.0.1	Editorial	Revised and edited the technical content.
03/14/2008	2.1	Minor	Updated the technical content.
05/16/2008	2.1.1	Editorial	Revised and edited the technical content.
06/20/2008	2.1.2	Editorial	Revised and edited the technical content.
07/25/2008	2.1.3	Editorial	Revised and edited the technical content.
08/29/2008	3.0	Major	Updated and revised the technical content.
10/24/2008	3.0.1	Editorial	Revised and edited the technical content.
12/05/2008	3.0.2	Editorial	Revised and edited the technical content.
01/16/2009	3.0.3	Editorial	Revised and edited the technical content.
02/27/2009	3.0.4	Editorial	Revised and edited the technical content.
04/10/2009	3.0.5	Editorial	Revised and edited the technical content.
05/22/2009	4.0	Major	Updated and revised the technical content.
07/02/2009	4.1	Minor	Updated the technical content.
08/14/2009	4.1.1	Editorial	Revised and edited the technical content.
09/25/2009	4.2	Minor	Updated the technical content.
11/06/2009	5.0	Major	Updated and revised the technical content.
12/18/2009	5.0.1	Editorial	Revised and edited the technical content.
01/29/2010	5.1	Minor	Updated the technical content.
03/12/2010	5.1.1	Editorial	Revised and edited the technical content.
04/23/2010	5.1.2	Editorial	Revised and edited the technical content.
06/04/2010	5.1.3	Editorial	Revised and edited the technical content.
07/16/2010	6.0	Major	Significantly changed the technical content.

Date	Revision History	Revision Class	Comments
08/27/2010	7.0	Major	Significantly changed the technical content.
10/08/2010	7.0	No change	No changes to the meaning, language, or formatting of the technical content.
11/19/2010	7.0	No change	No changes to the meaning, language, or formatting of the technical content.
01/07/2011	7.0	No change	No changes to the meaning, language, or formatting of the technical content.
02/11/2011	8.0	Major	Significantly changed the technical content.
03/25/2011	9.0	Major	Significantly changed the technical content.
05/06/2011	10.0	Major	Significantly changed the technical content.
06/17/2011	10.1	Minor	Clarified the meaning of the technical content.
09/23/2011	10.1	No change	No changes to the meaning, language, or formatting of the technical content.
12/16/2011	10.1	No change	No changes to the meaning, language, or formatting of the technical content.
03/30/2012	10.1	No change	No changes to the meaning, language, or formatting of the technical content.
07/12/2012	10.2	Minor	Clarified the meaning of the technical content.
10/25/2012	11.0	Major	Significantly changed the technical content.
01/31/2013	11.0	No change	No changes to the meaning, language, or formatting of the technical content.
08/08/2013	12.0	Major	Significantly changed the technical content.
11/14/2013	12.0	No change	No changes to the meaning, language, or formatting of the technical content.

Contents

1 Introduction	6
1.1 Glossary	6
1.2 References	7
1.2.1 Normative References	7
1.2.2 Informative References	7
1.3 Overview	8
1.3.1 Direct Connection	8
1.3.2 Intra-Site Routing	8
1.3.3 Inter-Site Routing	9
1.4 Relationship to Other Protocols	10
1.5 Prerequisites/Preconditions	11
1.6 Applicability Statement	11
1.7 Versioning and Capability Negotiation	11
1.8 Vendor-Extensible Fields	11
1.9 Standards Assignments	11
2 Messages	12
2.1 Transport	12
2.2 Message Syntax	12
2.3 Directory Service Schema Elements	12
3 Protocol Details	13
3.1 Algorithm Details	13
3.1.1 Abstract Data Model	13
3.1.1.1 Shared Data Elements	14
3.1.1.2 Routing Table	14
3.1.2 Timers	14
3.1.2.1 QueueManager Query Timer	14
3.1.3 Initialization	14
3.1.3.1 RoutingTable Initialization	14
3.1.4 Higher-Layer Triggered Events	15
3.1.5 Message Processing Events and Sequencing Rules	15
3.1.5.1 GetNextHops	15
3.1.5.2 GetNextHopsForRouter	16
3.1.5.3 GetNextHopsForSiteGate	17
3.1.5.4 GetQueueManager	18
3.1.5.5 GetRoutingServer	18
3.1.5.6 GetSiteGate	19
3.1.5.7 GetSiteGateForSite	20
3.1.5.8 IsSiteGate	20
3.1.5.9 GetDirectoryData	21
3.1.6 Timer Events	22
3.1.6.1 QueueManager Query Timer Event	22
3.1.7 Other Local Events	22
4 Protocol Examples	23
5 Security	24
5.1 Security Considerations for Implementers	24
5.2 Index of Security Parameters	24

6	Appendix A: Product Behavior	25
7	Change Tracking.....	26
8	Index	27

1 Introduction

The Message Queuing (MSMQ): Binary Reliable Message Routing Algorithm is used by **Message Queuing** (also known as MSMQ) to determine the next hop when routing a **message**.

The document describes **intra-site routing**, **inter-site routing** and direct connection between source and destination **MSMQ queue managers** where it is possible, as described in section [1.3](#).

For more information on MSMQ, see [\[MSDN-MSMQ\]](#).

Section 2 of this specification is normative and can contain the terms MAY, SHOULD, MUST, MUST NOT, and SHOULD NOT as defined in RFC 2119. Section 1.6 is also normative but cannot contain those terms. All other sections and examples in this specification are informative.

1.1 Glossary

The following terms are defined in [\[MS-GLOS\]](#):

Active Directory administrator directory directory service (DS) globally unique identifier (GUID)

The following terms are defined in [\[MS-MQMQ\]](#):

connected network enterprise format name message message queue Message Queuing Information Store (MQIS) Microsoft Message Queuing (MSMQ) MSMQ Directory Service MSMQ queue manager MSMQ routing link MSMQ routing server MSMQ site MSMQ site gate queue routing link routing link cost

The following terms are specific to this document:

In-Routing Server: An **MSMQ routing server** that receives all **messages** on behalf of a particular client and forwards those **messages** to that client.

inter-site routing: The process of routing a **message** between different **MSMQ sites** within an **enterprise**.

intra-site routing: The process of routing a **message** within a single **MSMQ site**.

Out-Routing Server: An **MSMQ routing server** that receives all **messages** sent by a particular client and routes those **messages** on behalf of that client.

routing table: A table maintained by each **MSMQ site gate** for **inter-site routing**. For each **MSMQ site** in an **enterprise**, the table specifies the **MSMQ site** to which a **message** should be forwarded in order to minimize the total **routing link cost** for that **message**.

MAY, SHOULD, MUST, SHOULD NOT, MUST NOT: These terms (in all caps) are used as described in [\[RFC2119\]](#). All statements of optional behavior use either MAY, SHOULD, or SHOULD NOT.

1.2 References

References to Microsoft Open Specifications documentation do not include a publishing year because links are to the latest version of the documents, which are updated frequently. References to other documents include a publishing year when one is available.

A reference marked "(Archived)" means that the reference document was either retired and is no longer being maintained or was replaced with a new document that provides current implementation details. We archive our documents online [\[Windows Protocol\]](#).

1.2.1 Normative References

We conduct frequent surveys of the normative references to assure their continued availability. If you have any issue with finding a normative reference, please contact dochelp@microsoft.com. We will assist you in finding the relevant information. Please check the archive site, <http://msdn2.microsoft.com/en-us/library/E4BD6494-06AD-4aed-9823-445E921C9624>, as an additional source.

[MS-ADTS] Microsoft Corporation, "[Active Directory Technical Specification](#)".

[MS-DTYP] Microsoft Corporation, "[Windows Data Types](#)".

[MS-MQDMPR] Microsoft Corporation, "[Message Queuing \(MSMQ\): Common Data Model and Processing Rules](#)".

[MS-MQDSSM] Microsoft Corporation, "[Message Queuing \(MSMQ\): Directory Service Schema Mapping](#)".

[MS-MQMQR] Microsoft Corporation, "[Message Queuing \(MSMQ\): Data Structures](#)".

[MS-MQQB] Microsoft Corporation, "[Message Queuing \(MSMQ\): Message Queuing Binary Protocol](#)".

[RFC2119] Bradner, S., "Key words for use in RFCs to Indicate Requirement Levels", BCP 14, RFC 2119, March 1997, <http://www.rfc-editor.org/rfc/rfc2119.txt>

1.2.2 Informative References

[MS-GLOS] Microsoft Corporation, "[Windows Protocols Master Glossary](#)".

[MS-MQDS] Microsoft Corporation, "[Message Queuing \(MSMQ\): Directory Service Protocol](#)".

[MS-MQOD] Microsoft Corporation, "[Message Queuing Protocols Overview](#)".

[MSDN-MSMQ] Microsoft Corporation, "Message Queuing (MSMQ)", <http://msdn.microsoft.com/en-us/library/ms711472.aspx>

[RFC1] Cormen, T. H., Leiserson, C. E., and Rivest, R.L., "Introduction to Algorithms".

1.3 Overview

The Message Queuing (MSMQ): Binary Reliable Message Routing Algorithm describes message routing within an **enterprise** network.

Message queuing clients transfer messages either by direct connection with the destination or by sending them to an **MSMQ Routing Server**.^{<1>} If a direct connection is not possible or the client is configured to use a routing service, MSMQ routing servers can temporarily store messages and subsequently forward them to the destination MSMQ queue manager or to another MSMQ routing server.

Message routing occurs when at least one of the following conditions exists.

- The source MSMQ queue manager and the destination MSMQ queue manager belong to different **MSMQ sites**.
- The source MSMQ queue manager and the destination MSMQ queue manager do not share a **connected network**.
- The source MSMQ queue manager is configured to use an **out-routing server**. Every outgoing message from the source MSMQ queue manager is routed through the configured out-routing server.
- The destination MSMQ queue manager is configured to use an **in-routing server**. Every incoming message to the destination MSMQ queue manager is routed through the configured in-routing server.

More information on queuing messages is specified in [\[MS-MQOB\]](#).

1.3.1 Direct Connection

A direct connection between two MSMQ queue managers that share a connected network is possible when the source MSMQ queue manager is not configured to use one or more out-routing server(s), and the destination MSMQ queue manager is not configured to use one or more in-routing server(s). A MSMQ queue manager may belong to more than one connected network.

1.3.2 Intra-Site Routing

If a source MSMQ queue manager is configured to use an out-routing server, every outgoing message is routed through that out-routing server. Similarly, if a destination MSMQ queue manager is configured to use an in-routing server, every incoming message is routed through that in-routing server. Using in-routing and out-routing servers to route messages within an MSMQ site may reduce network bandwidth consumption by providing session concentration.

An MSMQ routing server may also be used to exchange messages between two MSMQ queue managers within an MSMQ site that do not share a common connected network.

An MSMQ routing server may also be used to exchange messages between two MSMQ queue managers within an MSMQ site when direct connection between those MSMQ queue managers fails.

1.3.3 Inter-Site Routing

Administrators can model the physical topology of an enterprise as properties in the **directory**. The Message Queuing (MSMQ): Binary Reliable Message Routing Algorithm uses this model to make routing decisions.

MSMQ sites represent a grouping of MSMQ queue managers in the enterprise network according to physical location. MSMQ queue managers in one MSMQ site use **MSMQ site gates** within the same MSMQ site to route messages to MSMQ queue managers in other MSMQ sites. An MSMQ site gate can route a message to another MSMQ site by sending that message to another MSMQ site gate.

Routing inter-site traffic only through MSMQ site gates often results in session concentration, which can reduce network bandwidth consumption between physically distant nodes.

If an enterprise network has more than one MSMQ site, an **administrator** creates **MSMQ routing links** to allow messages to be routed between those MSMQ sites. MSMQ routing links identify neighboring MSMQ sites whose MSMQ site gates can communicate directly. Each MSMQ routing link includes a **routing link cost** that represents how expensive it is to transfer messages directly between the two sites.

A message may be transferred through multiple MSMQ sites on the way to the destination MSMQ site. Each MSMQ site gate along the way uses a **routing table** to find the next hop in a least-cost path to the destination MSMQ site.

To build the routing table, MSMQ site gates consider the enterprise as a graph with vertices as MSMQ sites and bidirectional nonnegative edge weights as the routing link costs. An MSMQ site gate builds a least-cost spanning tree using its MSMQ site as the root and uses this tree to populate its routing table.

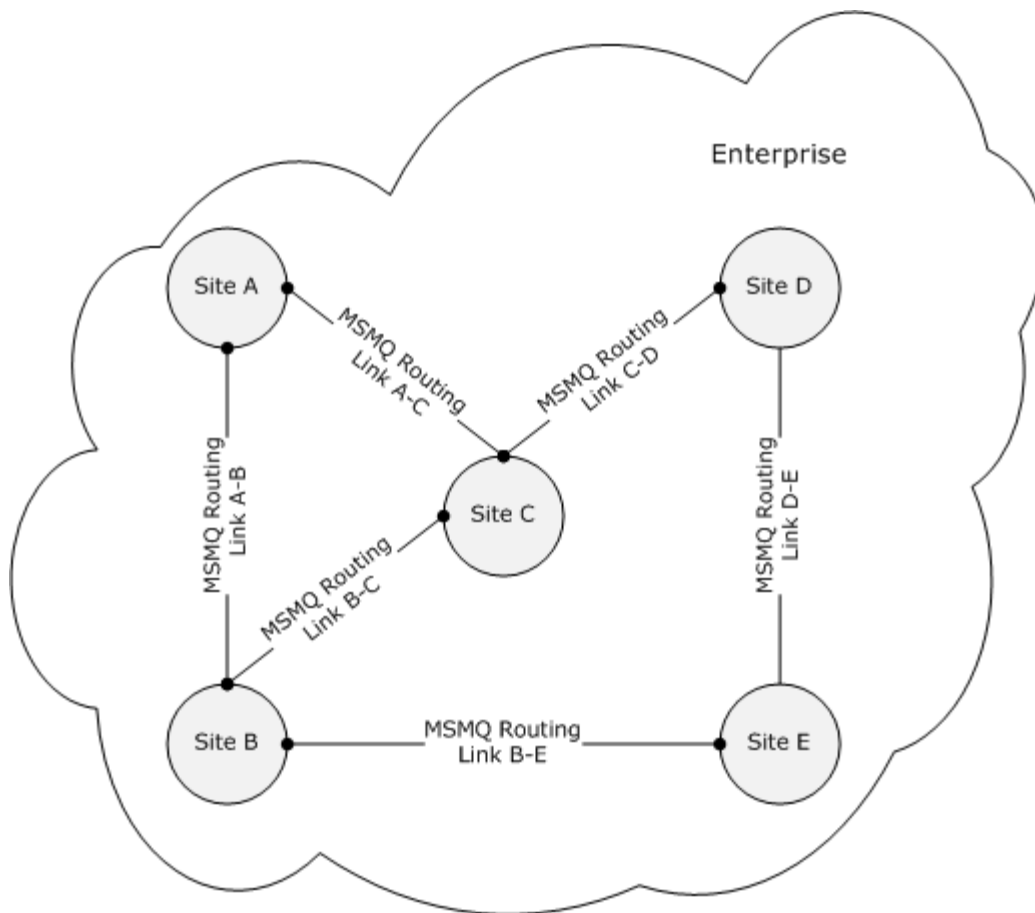


Figure 1: Enterprise as a set of MSMQ sites and MSMQ routing links

Routing link cost provides a mechanism for administrators to enforce one route over another in cases where multiple routes exist.

As described in section [3.1.6.1](#), each MSMQ queue manager that runs MSMQ within an enterprise periodically queries the directory to determine whether it should act as an MSMQ site gate, and to build a routing table if the querying MSMQ queue manager is an MSMQ site gate.

1.4 Relationship to Other Protocols

The Message Queuing (MSMQ): Binary Reliable Messaging Protocol, as specified in [\[MS-MQOB\]](#), may rely upon the Message Queuing (MSMQ): Binary Reliable Message Routing Algorithm to determine the next hop when messages are sent using public and private **format names**.

The algorithm uses shared state and processing rules defined in Message Queuing (MSMQ): Common Data Model and Processing Rules.

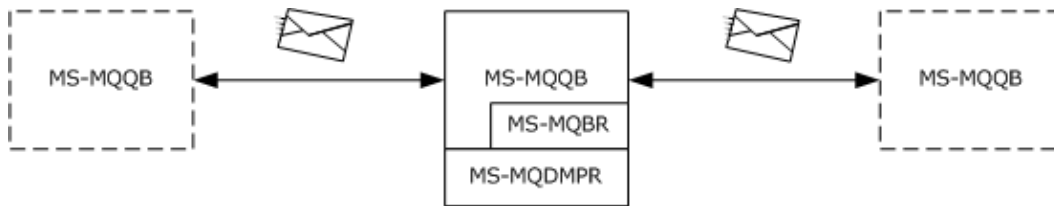


Figure 2: MS-MQQB uses the MS-MQBR algorithm when message routing is required

1.5 Prerequisites/Preconditions

If an enterprise has more than one MSMQ site, each MSMQ site has one or more MSMQ site gates assigned to it.

The following are the requirements for an MSMQ queue manager to be an MSMQ site gate:

- The MSMQ queue manager must belong to the MSMQ site for which it is an MSMQ site gate.
- The MSMQ queue manager must be able to connect directly to each MSMQ site gate in each neighboring MSMQ site.

MSMQ routing servers within an MSMQ site must be able to communicate on all connected networks used by the MSMQ queue managers within that MSMQ site.

1.6 Applicability Statement

The Message Queuing (MSMQ): Binary Reliable Message Routing Algorithm is applicable when a public or private format name message should be routed within an enterprise.

1.7 Versioning and Capability Negotiation

None.

1.8 Vendor-Extensible Fields

None.

1.9 Standards Assignments

None.

2 Messages

2.1 Transport

None.

2.2 Message Syntax

None.

2.3 Directory Service Schema Elements

This algorithm uses abstract data model (ADM) elements specified in section [3.1.1](#). A subset of these elements can be published in a directory. This algorithm SHOULD [<2>](#) access the directory using the algorithm specified in [\[MS-MQDSSM\]](#) and using LDAP [\[MS-ADTS\]](#). The Directory Service schema elements for ADM elements published in the directory are defined in [\[MS-MQDSSM\]](#) section 2.4. [<3>](#)

3 Protocol Details

3.1 Algorithm Details

This section describes a conceptual model of possible data organization that an implementation maintains to implement in this algorithm. The described organization is provided to facilitate the explanation of how the algorithm behaves. This document does not mandate that implementations adhere to this model as long as their external behavior is consistent with that described in this document.

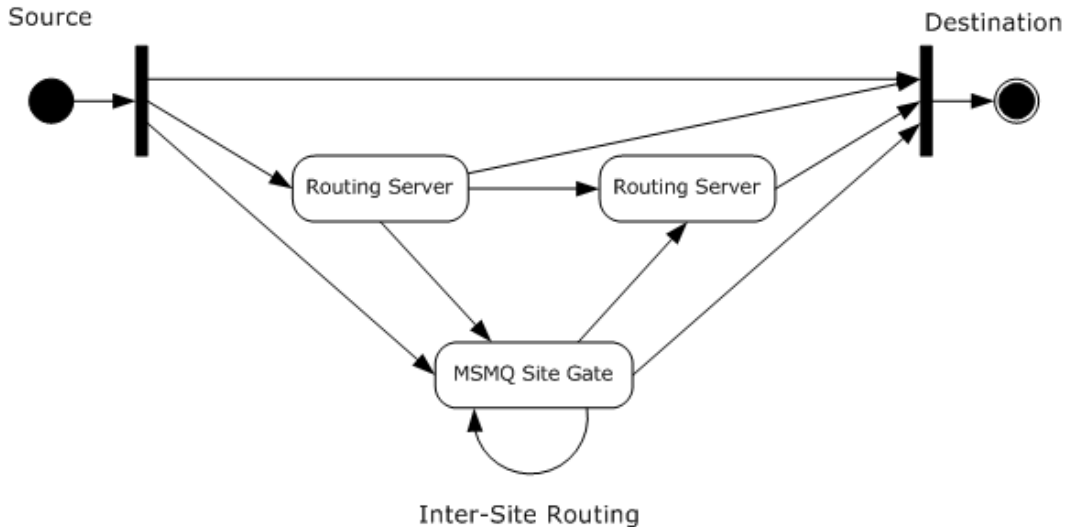


Figure 3: Message Routing

This diagram represents all possible paths that a message may take through an MSMQ enterprise. Each box represents a class of MSMQ queue manager participating in message transfer. Each arrow represents a transfer of a message from an MSMQ queue manager in the class at the tail of the arrow to an MSMQ queue manager in the class at the head of the arrow. In this diagram, the only arrow that represents a message transfer between MSMQ queue managers in different MSMQ sites is the inter-site routing arrow between two MSMQ site gates. All other arrows represent message transfer between MSMQ queue managers within the same MSMQ site.

The Message Queuing (MSMQ): Binary Reliable Message Routing Algorithm determines the path that a message traverses between MSMQ queue managers. The path computed by this algorithm is agnostic of message or **queue** priorities.

3.1.1 Abstract Data Model

The abstract data model for the Message Queuing (MSMQ): Binary Reliable Message Routing Algorithm comprises elements that are private to this algorithm and others that are shared between multiple MSMQ protocols that are co-located at a common MSMQ queue manager. The shared abstract data model is defined in [\[MS-MQDMPR\]](#) section 3.1.1, and the relationship between Message Queuing (MSMQ): Binary Reliable Message Routing Algorithm and other protocols that share a common MSMQ queue manager is described in [\[MS-MQOD\]](#).

Section [3.1.1.1](#) details the elements from the shared data model that are manipulated by this algorithm, and section [3.1.1.2](#) details the data model element that is private to Message Queuing (MSMQ): Binary Reliable Message Routing Algorithm.

3.1.1.1 Shared Data Elements

This algorithm manipulates the following abstract data model elements from the shared abstract data model defined in [\[MS-MQDMPR\]](#) section 3.1.1.

DirectoryObject: As defined in [\[MS-MQDMPR\]](#) section 3.1.1.

QueueManager: As defined in [\[MS-MQDMPR\]](#) section 3.1.1.1.

Site: As defined in [\[MS-MQDMPR\]](#) section 3.1.1.7.

RoutingLink: As defined in [\[MS-MQDMPR\]](#) section 3.1.1.8.

3.1.1.2 Routing Table

The RoutingTable contains records of mappings from the unique identifier of the destination Site to the unique identifier of the next-hop Site on the least-cost path to the destination Site.

DestinationSiteID: Site.Identifier that is the unique identifier of the destination Site.

NextHopSiteID: Site.Identifier that is the unique identifier of the next-hop Site.

3.1.2 Timers

The Message Queuing (MSMQ): Binary Reliable Message Routing Algorithm SHOULD maintain the following timer.

3.1.2.1 QueueManager Query Timer

This timer regulates the amount of time that the protocol waits before updating the information in the RoutingTable. This timer fires the QueueManager Query Timer Event, as described in section [3.1.6.1](#).

3.1.3 Initialization

The [QueueManager Query Timer](#) SHOULD be started and SHOULD be initialized internally to 3,600 seconds.

3.1.3.1 RoutingTable Initialization

If [IsSiteGate](#) returns 0 when called with the **QueueManager.Identifier** initializing its [RoutingTable](#), the RoutingTable is initialized to be empty.

To create a collection of **Sites** that belong to the enterprise, the [GetDirectoryData \(section 3.1.5.9\)](#) method MUST be called, where the *DataElementType* parameter is the string "Site", and the *FilterArray* parameter has no elements.

To create a collection of **RoutingLinks** that belong to the enterprise, the [GetDirectoryData](#) method MUST be called, where the *DataElementType* parameter is the string "RoutingLink", and the *FilterArray* parameter has no elements.

If the collection of **Sites** or the collection of **RoutingLinks** is empty when initializing the RoutingTable, the RoutingTable is initialized to be empty.

Otherwise, to populate the RoutingTable, consider an enterprise as a connected, nonnegative, weighted, directed graph E with vertices S and directed edges L, as follows:

$E = (S, L)$.

Each vertex in S represents a **Site**. Each edge in L represents one direction of a **RoutingLink** between two **Sites**. That is, for any two **Sites** x and y , the directed edge (x, y) exists if and only if a **RoutingLink** exists where x is equal to the **RoutingLink.Site1Identifier** and y is equal to the **RoutingLink.Site2Identifier** or where x is equal to the **RoutingLink.Site2Identifier** and y is equal to the **RoutingLink.Site1Identifier**.

Associated with each edge (x, y) is a weight that is equal to the **RoutingLink.ActualCost** value of the corresponding **RoutingLink**.

The cost of a path between two vertices from S in graph E is a sum of costs of all of the edges in that path. The least-cost path between any two vertices from S in graph E is the path with the lowest cost.

Given such a mapping of an enterprise to a directed graph, discovering the least-cost path between two **Sites** corresponds exactly to finding the least-cost path through a directed graph. Dijkstra's algorithm SHOULD be used to find least-cost paths (as described in [RFC1]) to each destination site by finding a spanning tree that covers the graph. The Message Queuing (MSMQ): Binary Reliable Message Routing Algorithm populates the **RoutingTable** with a row for each site in the enterprise. To initialize the row for a given site S , the **DestinationSiteId** property contains the **Site.Identifier** of S , and the **NextHopSiteId** contains the **Site.Identifier** of the next-hop site on the path in the spanning tree from the current site to S .

When for a given pair of source and destination vertices there are two or more routes with equal cost, the algorithm selects one of them.

3.1.4 Higher-Layer Triggered Events

None.

3.1.5 Message Processing Events and Sequencing Rules

This section describes how the Message Queuing (MSMQ): Binary Reliable Message Routing Algorithm uses **QueueManager**, **Site**, **RoutingLink** (section 3.1.1 of [MS-MQDMPR]), and [RoutingTable \(section 3.1.1.2\)](#) data elements to determine the next hop for a message.

3.1.5.1 GetNextHops

GetNextHops defines the algorithm that a **QueueManager** ADM element uses to determine the next possible hops for a message to get from the current **QueueManager** ADM element (identified by the *SourceID* parameter) to the ultimate destination (identified by the *DestinationID* parameter). The return value is the list of identifiers of the **QueueManager** ADM elements that can be used as the possible next hop.

```
GetNextHops(SourceID of type GUID, DestinationID of type GUID)

;SourceID      - QueueManager.Identifier that identifies the source
;DestinationID - QueueManager.Identifier that identifies the destination

INIT NextHops of type List of GUID           ;Next hop QueueManager.Identifier
INIT SourceMachine of type QueueManager
INIT DestinationMachine of type QueueManager

SET NextHops to an empty list
SET SourceMachine to result of CALL GetQueueManager(SourceID)
```

```

SET DestinationMachine to result of
    CALL GetQueueManager(DestinationID)

IF SourceMachine <> Nothing AND DestinationMachine <> Nothing THEN
    IF SourceMachine.RoutingServer = True THEN
        SET NextHops to result of GetNextHopsForRouter(SourceMachine,
                                                    DestinationMachine)
    ELSE
        IF SourceMachine.OutRoutingServerIdentifierList is not empty THEN
            SET NextHops to SourceMachine.OutRoutingServerIdentifierList
        ELSE
            IF intersection of SourceMachine.SiteIdentifierList AND
                DestinationMachine.SiteIdentifierList is not empty THEN
                IF DestinationMachine.InRoutingServerIdentifierList is not empty THEN
                    SET NextHops to Destination.InRoutingServerIdentifierList
                ELSE
                    ADD DestinationID to NextHops
                ENDIF
            ELSE
                ADD the result of CALL GetRoutingServer(SourceID) to NextHops
            ENDIF
        ENDIF
    ENDIF
ENDIF

IF NextHops = Nothing
    Raise Exception ; Routing Attempt Fails
ENDIF

RETURN with NextHops

```

3.1.5.2 GetNextHopsForRouter

GetNextHopsForRouter defines the algorithm that a **QueueManager** ADM element uses to determine the next hops for a message to get from the source **QueueManager** ADM element (identified by the *SourceMachine* parameter) to the ultimate destination (identified by the *DestinationMachine* parameter), and the source queue manager is an MSMQ Routing Server. The return value is the list of identifiers of the **QueueManager** ADM elements that can be used as the possible next hop. It returns Nothing on failure.

```

GetNextHopsForRouter(SourceMachine of type QueueManager,
                    DestinationMachine of type QueueManager)

INIT NextHops of type List of GUID ;Next hop QueueManager.Identifier
INIT IsSourceSiteGate of type Boolean

SET NextHops to an empty list

SET IsSourceSiteGate to result of
    CALL IsSiteGate(SourceMachine.Identifier)

IF IsSourceSiteGate = 1 THEN
    SET NextHops to result of

```



```

        CALL GetNextHopsForSiteGate(SourceMachine, DestinationMachine)
ELSE IF SourceMachine.Identifier is one of
    DestinationMachine.InRoutingServerIdentifierList THEN
    ADD DestinationMachine.Identifier to NextHops
ELSE IF intersection of SourceMachine.SiteIdentifierList AND
    DestinationMachine.SiteIdentifierList is not empty THEN
    IF DestinationMachine.InRoutingServerIdentifierList is not
empty THEN
        SET NextHops to DestinationMachine.InRoutingServerIdentifierList
    ELSE
        ADD DestinationMachine.Identifier to NextHops
    ENDIF
ELSE
    ADD the return of
        CALL GetSiteGate(SourceMachine.Identifier) to NextHops
ENDIF

RETURN with NextHops

```

3.1.5.3 GetNextHopsForSiteGate

GetNextHopsForSiteGate defines the algorithm that a **QueueManager** ADM element uses to determine the next possible hops for a message to get from the source **QueueManager** (identified by the *SourceMachine* parameter) to the ultimate destination (identified by the *DestinationMachine* parameter), and the source queue manager is an MSMQ Site Gate. The return value is the list of identifiers of the **QueueManager** ADM elements that can be used as the possible next hop. It returns Nothing on failure.

```

GetNextHopsForSiteGate(SourceMachine of type QueueManager,
    DestinationMachine of type QueueManager)

INIT NextHops of type List of GUID           ;Next hop QueueManager.Identifier
SET NextHops to an empty list

IF SourceMachine.Identifier
    is one of DestinationMachine.InRoutingServerIdentifierList
THEN
    ADD DestinationMachine.Identifier to NextHops
ELSE IF intersection of SourceMachine.SiteIdentifierList AND
DestinationMachine.SiteIdentifierList in not empty THEN
    IF DestinationMachine.InRoutingServerIdentifierList is not empty THEN
        SET NextHops to DestinationMachine.InRoutingServerIdentifierList
    ELSE
        ADD DestinationMachine.Identifier to NextHops
    ENDIF
ELSE
    INIT NextSite of type GUID
    INIT Entry of type RECORD of RoutingTable

    SET NextSite to Nothing

    FOREACH Entry FROM RoutingTable DO
        IF Entry.DestinationSiteID in
DestinationMachine.SiteIdentifierList THEN

```

```

        SET NextSite = Entry.NextHopSiteID
    ENDIF
END FOREACH

IF NextSite <> Nothing THEN

    ADD the return of CALL GetSiteGateForSite(NextSite) to NextHops

ENDIF

ENDIF

RETURN with NextHops

```

3.1.5.4 GetQueueManager

GetQueueManager returns the **QueueManager** record from the directory identified by the *MachineID* parameter. If no such record is found, it returns Nothing.

```

GetQueueManager(MachineID of type GUID)

;MachineID - QueueManager.Identifier
;corresponding to the requested QueueManager

INIT Machine of type QueueManager
INIT ArrayQM of type vector of QueueManager
INIT StrMachineID of type string

SET Machine to Nothing

SET StrMachineID to MachineID as string

SET ArrayQM to return of CALL GetDirectoryData ("QueueManager",
                                                one-element array: "Identifier" EQUALS StrMachineID)
IF ArrayQM <> Nothing THEN
    SET Machine to the first element of ArrayQM
ENDIF

RETURN with Machine

```

3.1.5.5 GetRoutingServer

GetRoutingServer returns the **QueueManager.Identifier** of the MSMQ Routing Server for a given **QueueManager** identified by the input parameter *MachineID*. If there is no MSMQ Routing Server within the Site for the given **QueueManager**, this method returns Nothing.

```

GetRoutingServer(MachineID of type GUID)
;MachineID - QueueManager.Identifier that identifies the QueueManager that
;requested an MSMQ routing server

INIT SourceMachine of type QueueManager

```

```

INIT MachineTemp of type QueueManager
INIT Router type of GUID
INIT ArrayQM of type vector of QueueManager

SET SourceMachine to result of CALL GetQueueManager(MachineID)
IF SourceMachine = Nothing THEN
    RETURN with Nothing
ENDIF

SET Router to Nothing

SET ArrayQM to result of CALL GetDirectoryData("QueueManager", Nothing)

IF ArrayQM = Nothing THEN
    RETURN with Router
ENDIF

FOREACH MachineTemp FROM ArrayQM DO
    IF (intersection MachineTemp.SiteIdentifierList AND
        SourceMachine.SiteIdentifierList is not empty) AND
        MachineTemp.RoutingServer = True THEN
        SET Router to MachineTemp.Identifier
        BREAK FOREACH
    ENDIF
END FOREACH

RETURN with Router

```

3.1.5.6 GetSiteGate

GetSiteGate returns the **QueueManager.Identifier** of an MSMQ Site Gate for a given **QueueManager** identified by the *MachineID* parameter. If no MSMQ Site Gate is found within the Site to which the QueueManager belongs, this method returns Nothing.

```

GetSiteGate(MachineID of type GUID)
;MachineID - QueueManager.Identifier that identifies the machine

INIT SourceMachine of type QueueManager
INIT SiteGate of type GUID
INIT SiteTemp of type Site
INIT ArraySite of type vector of Site

SET SourceMachine to result of CALL GetQueueManager(MachineID)
IF SourceMachine = Nothing THEN
    RETURN with Nothing
ENDIF

SET SiteGate to Nothing

SET ArraySite to result of CALL GetDirectoryData("Site", Nothing)

IF ArraySite = Nothing THEN
    RETURN with SiteGate

```

```

ENDIF

FOREACH SiteTemp FROM ArraySite DO
    IF SiteTemp.Identifier in
        SourceMachine.SiteIdentifierList THEN
        SET SiteGate to one of SiteTemp.SiteGateCollection
        BREAK FOREACH
    ENDIF
END FOREACH

RETURN with SiteGate

```

3.1.5.7 GetSiteGateForSite

GetSiteGateForSite returns the **QueueManager.Identifier** of the MSMQ site gate for a given MSMQ site identified by the *SiteID* parameter. If no MSMQ site gate is found within the **Site**, this method returns Nothing.

```

GetSiteGateForSite(SiteID of type GUID)

;SiteID - Site.Identifier that identifies Site

INIT SiteGate of type GUID
INIT SiteTemp of type Site
INIT ArraySite of type vector of Site
INIT StrSiteID of type string

SET SiteGate to Nothing
SET StrSiteID to SiteID as string

SET ArraySite to result of GetDirectoryData("Site", one-element array: "Identifier" EQUALS
StrSiteID)

IF ArraySite = Nothing THEN
    RETURN with SiteGate
ENDIF

SET SiteTemp to one of ArraySite

SET SiteGate to one of SiteTemp.SiteGateCollection

RETURN with SiteGate

```

3.1.5.8 IsSiteGate

IsSiteGate returns 1 if a given **QueueManager** identified by the *MachineID* parameter is an MSMQ Site Gate. Otherwise this method returns 0.

```

IsSiteGate(MachineID of type GUID)

```

```

;MachineID - QueueManager.Identifier

INIT Machine of type QueueManager
INIT Site of type Site
INIT ArraySite of type vector of Site

SET Machine to result of CALL GetQueueManager(MachineID)
IF Machine = Nothing THEN
    RETURN with 0
ENDIF

IF Machine.RoutingServer = False THEN
    RETURN with 0
ENDIF

SET ArraySite to result of GetDirectoryData("Site", Nothing)
IF ArraySite = Nothing THEN
    RETURN with 0
ENDIF

FOREACH Site FROM ArraySite DO
    IF (Site.Identifier = in Machine.SiteIdentifierList) THEN
        FOREACH SiteGate in Site.SiteGateCollection DO
            IF (MachineID = SiteGate.Identifier) THEN
                RETURN with 1
            ENDIF
        END FOREACH
    ENDIF
END FOREACH

RETURN with 0

```

3.1.5.9 GetDirectoryData

The `GetDirectoryData` method returns a vector of **DirectoryObject**. It accepts two parameters. The *DataElementType* parameter is a string that specifies the type of the **DirectoryObject**. The *FilterArray* parameter is an array of **attribute-filter expressions**, as specified in [\[MS-MQDMPR\]](#) section 3.1.7.1.20. Each element in the *FilterArray* parameter specifies a query constraint that **MUST** be satisfied by all **DirectoryObject(s)** corresponding to the object type specified in the *DataElementType* parameter. This method generates Read Directory Begin, Read Directory Next, and Read Directory End events as specified in [\[MS-MQDMPR\]](#) section 3.1.7.1.21, [3.1.7.1.22](#), and [3.1.7.1.23](#) respectively, by using the data type **HANDLE** as specified in [\[MS-DTYP\]](#) section 2.2.16. This method uses the `DirectoryOperationResult` enumeration as specified in [\[MS-MQDMPR\]](#) section 3.1.1.17, to determine the outcome of these events.

```

GetDirectoryData( DataElementType of type string,
                 FilterArray of type array of string )

;DataElementType - identifies the type of the Directory's data element to be requested
;FilterArray - identifies constraints for reading data from the Directory

INIT Result of type DirectoryOperationResult
INIT TempData of type DirectoryObject

```

```

INIT RequestedData of type vector of DirectoryObject
INIT Handle of type HANDLE

SET RequestedData to Nothing
SET Handle to Nothing

SET (Result, Handle) to result of RAISE Read Directory Begin event with
(iDirectoryObjectType = DataElementType, iFilter = FilterArray)

IF Result <> DirectoryOperationResult.Success THEN
    RETURN with RequestedData
ENDIF

ReadLoop:

SET (Result, DataTemp) to result of RAISE Read Directory Next event with
(Handle)
IF Result = DirectoryOperationResult.Success THEN
    Add DataTemp to RequestedData
    GOTO ReadLoop

ENDIF
IF Result <> DirectoryOperationResult.EndOfData THEN
    SET RequestedData to Nothing
ENDIF

SET Result to result of RAISE Read Directory End event with (Handle)

RETURN with RequestedData

```

3.1.6 Timer Events

3.1.6.1 QueueManager Query Timer Event

When this timer fires, a **QueueManager** reinitializes its [RoutingTable](#), as specified in section [3.1.3.1](#).

3.1.7 Other Local Events

None.

4 Protocol Examples

The Message Queuing (MSMQ): Binary Reliable Message Routing Algorithm calculates inter-site routing based on the routing link costs.

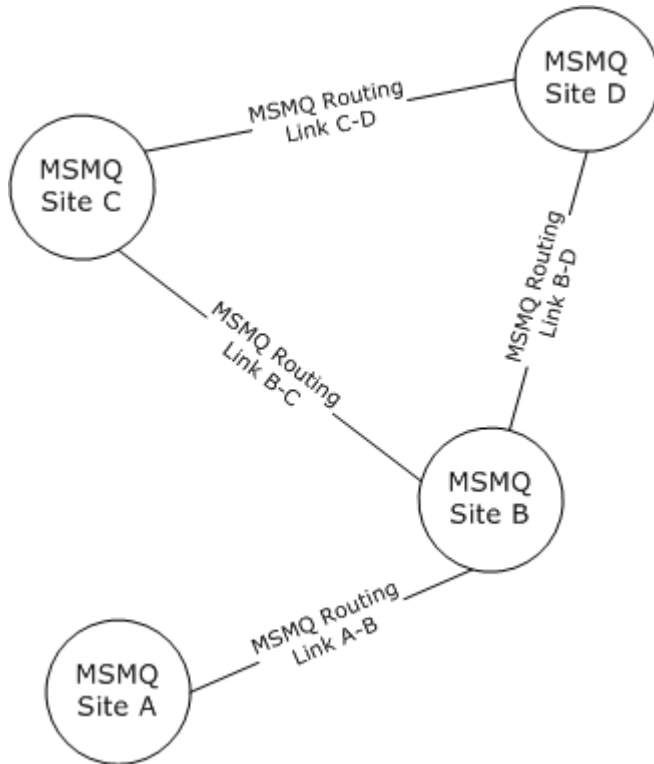


Figure 4: Enterprise example

If the cost associated with the MSMQ routing link A-B is 3 and the cost associated with the other three MSMQ routing links B-C, B-D, and C-D is 1, then messages routed by the Message Queuing (MSMQ): Binary Reliable Messaging Protocol from A to C always travel from A to B and then from B to C. However, if the cost associated with MSMQ routing links A-B and B-C is 3 and the cost associated with MSMQ routing links C-D and B-D is 1, then messages routed from A to C always travel from A to B, from B to D, and then from D to C.

For more details on message packet sequence see [\[MS-MQOB\]](#) section 4.

5 Security

5.1 Security Considerations for Implementers

None.

5.2 Index of Security Parameters

None.

6 Appendix A: Product Behavior

The information in this specification is applicable to the following Microsoft products or supplemental software. References to product versions include released service packs:

- Windows NT operating system
- Windows 2000 operating system
- Windows XP operating system
- Windows Server 2003 operating system
- Windows Vista operating system
- Windows Server 2008 operating system
- Windows 7 operating system
- Windows Server 2008 R2 operating system
- Windows 8 operating system
- Windows Server 2012 operating system
- Windows 8.1 operating system
- Windows Server 2012 R2 operating system

Exceptions, if any, are noted below. If a service pack or Quick Fix Engineering (QFE) number appears with the product version, behavior changed in that service pack or QFE. The new behavior also applies to subsequent service packs of the product unless otherwise specified. If a product edition appears with the product version, behavior is different in that product edition.

Unless otherwise specified, any statement of optional behavior in this specification that is prescribed using the terms SHOULD or SHOULD NOT implies product behavior in accordance with the SHOULD or SHOULD NOT prescription. Unless otherwise specified, the term MAY implies that the product does not follow the prescription.

[<1> Section 1.3](#): Only Windows NT, Windows 2000, Windows Server 2003, Windows Server 2008, Windows Server 2008 R2, Windows Server 2012, and Windows Server 2012 R2 can be configured as MSMQ routing servers.

[<2> Section 2.3](#): For Windows NT and Windows 2000, this protocol uses the Message Queuing (MSMQ): Directory Service Protocol [\[MS-MQDS\]](#).

[<3> Section 2.3](#): For the Message Queuing (MSMQ): Directory Service Protocol [\[MS-MQDS\]](#), the Directory Service schema elements are described in [\[MS-MQDS\]](#) sections [2.2.10](#) and [3.1.4.21.1](#) through [3.1.4.21.4](#).

7 Change Tracking

No table of changes is available. The document is either new or has had no changes since its last release.

8 Index

A

Abstract data model
[overview](#) 13
[routing table](#) 14
[shared data elements](#) 14

Algorithm
 abstract data model
 [overview](#) 13
 [routing table](#) 14
 [shared data elements](#) 14
 [higher-layer triggered events](#) 15
 initialization
 [overview](#) 14
 [RoutingTable](#) 14
 [local events](#) 22
 [message processing](#) 15
 [overview](#) 13
 [sequencing rules](#) 15
 [timer events - QueueManager query](#) 22
 timers
 [overview](#) 14
 [QueueManager query](#) 14

[Applicability](#) 11

C

[Capability negotiation](#) 11
[Change tracking](#) 26

D

Data model - abstract
[overview](#) 13
[routing table](#) 14
[shared data elements](#) 14
[Direct connection](#) 8
[Directory Service schema elements](#) 12

E

[Examples - overview](#) 23

F

[Fields - vendor-extensible](#) 11

G

[GetDirectoryData](#) 21
[GetNextHops](#) 15
[GetNextHopsForRouter](#) 16
[GetNextHopsForSiteGate](#) 17
[GetQueueManager](#) 18
[GetRoutingServer](#) 18
[GetSiteGate](#) 19
[GetSiteGateForSite](#) 20
[Glossary](#) 6

H

[Higher-layer triggered events](#) 15

I

[Implementer - security considerations](#) 24
[Index of security parameters](#) 24
[Informative references](#) 7

Initialization
 [overview](#) 14
 [RoutingTable](#) 14
[Inter-site routing](#) 9
[Intra-site routing](#) 8
[Introduction](#) 6
[IsSiteGate](#) 20

L

[Local events](#) 22

M

[Message processing](#) 15

Messages
 [Directory Service schema elements](#) 12
 [syntax](#) 12
 [transport](#) 12

N

[Normative references](#) 7

O

[Overview \(synopsis\)](#) 8

P

[Parameters - security index](#) 24
[Preconditions](#) 11
[Prerequisites](#) 11
[Product behavior](#) 25

R

References
 [informative](#) 7
 [normative](#) 7
[Relationship to other protocols](#) 10

S

Security
 [implementer considerations](#) 24
 [parameter index](#) 24
[Sequencing rules](#) 15
[Standards assignments](#) 11

[Syntax](#) 12

T

[Timer events - QueueManager query](#) 22

Timers

[overview](#) 14

[QueueManager query](#) 14

[Tracking changes](#) 26

[Transport](#) 12

[Triggered events - higher-layer](#) 15

V

[Vendor-extensible fields](#) 11

[Versioning](#) 11