

[MS-CDP-Diff]:

Connected Devices Platform Protocol Version 3

Intellectual Property Rights Notice for Open Specifications Documentation

- **Technical Documentation.** Microsoft publishes Open Specifications documentation (“this documentation”) for protocols, file formats, data portability, computer languages, and standards support. Additionally, overview documents cover inter-protocol relationships and interactions.
- **Copyrights.** This documentation is covered by Microsoft copyrights. Regardless of any other terms that are contained in the terms of use for the Microsoft website that hosts this documentation, you can make copies of it in order to develop implementations of the technologies that are described in this documentation and can distribute portions of it in your implementations that use these technologies or in your documentation as necessary to properly document the implementation. You can also distribute in your implementation, with or without modification, any schemas, IDLs, or code samples that are included in the documentation. This permission also applies to any documents that are referenced in the Open Specifications documentation.
- **No Trade Secrets.** Microsoft does not claim any trade secret rights in this documentation.
- **Patents.** Microsoft has patents that might cover your implementations of the technologies described in the Open Specifications documentation. Neither this notice nor Microsoft's delivery of this documentation grants any licenses under those patents or any other Microsoft patents. However, a given Open Specifications document might be covered by the Microsoft [Open Specifications Promise](#) or the [Microsoft Community Promise](#). If you would prefer a written license, or if the technologies described in this documentation are not covered by the Open Specifications Promise or Community Promise, as applicable, patent licenses are available by contacting iplg@microsoft.com.
- **License Programs.** To see all of the protocols in scope under a specific license program and the associated patents, visit the [Patent Map](#).
- **Trademarks.** The names of companies and products contained in this documentation might be covered by trademarks or similar intellectual property rights. This notice does not grant any licenses under those rights. For a list of Microsoft trademarks, visit www.microsoft.com/trademarks.
- **Fictitious Names.** The example companies, organizations, products, domain names, email addresses, logos, people, places, and events that are depicted in this documentation are fictitious. No association with any real company, organization, product, domain name, email address, logo, person, place, or event is intended or should be inferred.

Reservation of Rights. All other rights are reserved, and this notice does not grant any rights other than as specifically described above, whether by implication, estoppel, or otherwise.

Tools. The Open Specifications documentation does not require the use of Microsoft programming tools or programming environments in order for you to develop an implementation. If you have access to Microsoft programming tools and environments, you are free to take advantage of them. Certain Open Specifications documents are intended for use in conjunction with publicly available standards specifications and network programming art and, as such, assume that the reader either is familiar with the aforementioned material or has immediate access to it.

Support. For questions and support, please contact dochelp@microsoft.com.

Revision Summary

Date	Revision History	Revision Class	Comments
7/14/2016	1.0	New	Released new document.
3/16/2017	2.0	Major	Significantly changed the technical content.
<u>6/1/2017</u>	<u>3.0</u>	<u>Major</u>	<u>Significantly changed the technical content.</u>

Table of Contents

1	Introduction	5
1.1	Glossary	5
1.2	References	6
1.2.1	Normative References	7
1.2.2	Informative References	7
1.3	Overview	7
1.3.1	Setup.....	7
1.3.2	Discovery	7
1.3.3	Connection	8
1.4	Relationship to Other Protocols	8
1.5	Prerequisites/Preconditions	8
1.6	Applicability Statement	8
1.7	Versioning and Capability Negotiation	8
1.8	Vendor-Extensible Fields	8
1.9	Standards Assignments.....	8
2	Messages.....	9
2.1	Transport.....	9
2.2	Message Syntax.....	9
2.2.1	Namespaces	9
2.2.2	Common Data Types.....	9
2.2.2.1	Headers.....	9
2.2.2.1.1	Common Header	9
2.2.2.2	Discovery Messages	12
2.2.2.2.1	UDP: Presence Request	12
2.2.2.2.2	UDP: Presence Response.....	12
2.2.2.2.3	Bluetooth: Advertising Beacon	14
2.2.2.3	Connection Messages	16
2.2.2.3.1	Connection Header	16
2.2.2.3.2	Connection Request	17
2.2.2.3.3	Connection Response	18
2.2.2.3.4	Device Authentication Request	19
2.2.2.3.5	Device Authentication Response	20
2.2.2.3.6	User-Device Authentication Request	20
2.2.2.3.7	User-Device Authentication Response	21
2.2.2.3.8	Authentication Done Request	21
2.2.2.3.9	Authentication Done Response	21
2.2.2.3.10	Authentication Failure	22
2.2.2.3.11	Upgrade Request.....	22
2.2.2.3.12	Upgrade Response.....	23
2.2.2.3.13	Upgrade Finalization	24
2.2.2.3.14	Upgrade Finalization Response	25
2.2.2.3.15	Transport Request	25
2.2.2.3.16	Transport Confirmation	25
2.2.2.3.17	Upgrade Failure.....	26
2.2.2.3.18	Device Info Message	26
2.2.2.3.19	Device Info Response Message.....	26
2.2.2.4	Session Messages	26
2.2.2.4.1	Ack Messages	26
2.2.2.4.2	App Control Messages.....	27
2.2.2.4.2.1	Launch URI Messages.....	27
2.2.2.4.2.2	Launch URI Result.....	28
2.2.2.4.2.3	App Services Messages.....	29
2.2.2.4.2.4	App Services Result.....	30
2.2.2.4.2.5	Get Resource.....	30

2.2.2.4.2.6	Get Resource Response	30
2.2.2.4.2.7	Set Resource.....	31
2.2.2.4.2.8	Set Resource Response.....	31
2.3	Directory Service Schema Elements	32
3	Protocol Details	33
3.1	Peer Details.....	33
3.1.1	Abstract Data Model.....	33
3.1.1.1	CDP Service	33
3.1.1.2	Discovery Object.....	33
3.1.1.3	Connection Manager Object.....	34
3.1.1.4	Session Object.....	35
3.1.2	Timers	35
3.1.3	Initialization	36
3.1.3.1	Encryption	36
3.1.3.1.1	Encryption Example	37
3.1.4	Higher-Layer Triggered Events	42
3.1.5	Message Processing Events and Sequencing Rules	42
3.1.5.1	Discovery.....	42
3.1.5.2	Connection.....	42
3.1.5.3	Session.....	43
3.1.6	Timer Events.....	43
3.1.7	Other Local Events.....	43
4	Protocol Examples	44
4.1	Discovery	44
4.1.1	Discovery Presence Request.....	44
4.1.2	Discovery Presence Response.....	45
4.2	Connection	46
4.2.1	Connection Request	46
4.2.2	Connection Response	48
4.2.3	Device Authentication Request	49
4.2.4	Device Authentication Response	51
4.2.5	User Device Authentication Request.....	52
4.2.6	User Device Authentication Response	54
4.2.7	Authentication Done Request	55
4.2.8	Authentication Done Response	56
5	Security	58
5.1	Security Considerations for Implementers	58
5.2	Index of Security Parameters	58
6	Appendix A: Product Behavior	59
7	Change Tracking.....	60
8	Index.....	62

1 Introduction

The Connected Devices Platform Service Protocol provides a way for devices such as PC's and smartphones to discover and send messages between each other. It provides a transport-agnostic means of building connections among all of a user's devices and allows them to communicate over a secure protocol. There are multiple ways for users to authenticate and when authentication is successful, the two devices can communicate over any available transport.

Sections 1.5, 1.8, 1.9, 2, and 3 of this specification are normative. All other sections and examples in this specification are informative.

1.1 Glossary

This document uses the following terms:

Advanced Encryption Standard (AES): A block cipher that supersedes the Data Encryption Standard (DES). AES can be used to protect electronic data. The AES algorithm can be used to encrypt (encipher) and decrypt (decipher) information. Encryption converts data to an unintelligible form called ciphertext; decrypting the ciphertext converts the data back into its original form, called plaintext. AES is used in symmetric-key cryptography, meaning that the same key is used for the encryption and decryption operations. It is also a block cipher, meaning that it operates on fixed-size blocks of plaintext and ciphertext, and requires the size of the plaintext as well as the ciphertext to be an exact multiple of this block size. AES is also known as the Rijndael symmetric encryption algorithm [FIPS197].

authentication: The ability of one entity to determine the identity of another entity.

base64 encoding: A binary-to-text encoding scheme whereby an arbitrary sequence of bytes is converted to a sequence of printable ASCII characters, as described in [RFC4648].

Beacon: A management frame that contains all of the information required to connect to a network. In a WLAN, Beacon frames are periodically transmitted to announce the presence of the network.

big-endian: Multiple-byte values that are byte-ordered with the most significant byte stored in the memory location with the lowest address.

Bluetooth (BT): A wireless technology standard which is managed by the Bluetooth Special Interest Group and that is used for exchanging data over short distances between mobile and fixed devices.

Bluetooth Low Energy (BLE): A low energy version of Bluetooth that was added with Bluetooth 4.0 to enable short burst, short range communication that preserves power but allows proximal devices to communicate.

cipher block chaining (CBC): A method of encrypting multiple blocks of plaintext with a block cipher such that each ciphertext block is dependent on all previously processed plaintext blocks. In the CBC mode of operation, the first block of plaintext is XOR'd with an Initialization Vector (IV). Each subsequent block of plaintext is XOR'd with the previously generated ciphertext block before encryption with the underlying block cipher. To prevent certain attacks, the IV must be unpredictable, and no IV should be used more than once with the same key. CBC is specified in [SP800-38A] section 6.2.

encryption: In cryptography, the process of obscuring information to make it unreadable without special knowledge.

Hash-based Message Authentication Code (HMAC): A mechanism for message authentication using cryptographic hash functions. HMAC can be used with any iterative cryptographic hash

function (for example, MD5 and SHA-1) in combination with a secret shared key. The cryptographic strength of HMAC depends on the properties of the underlying hash function.

initialization vector: A data block that some modes of the AES cipher block operation require as an additional initial data input. For more information, see [SP800-38A].

key: In cryptography, a generic term used to refer to cryptographic data that is used to initialize a cryptographic algorithm. Keys are also sometimes referred to as keying material.

Microsoft Account: A credential for Windows devices and Microsoft services used to sign in users and connect all of their Microsoft-related products.

private key: One of a pair of keys used in public-key cryptography. The private key is kept secret and is used to decrypt data that has been encrypted with the corresponding public key. For an introduction to this concept, see [CRYPTO] section 1.8 and [IEEE1363] section 3.1.

public key: One of a pair of keys used in public-key cryptography. The public key is distributed freely and published as part of a digital certificate. For an introduction to this concept, see [CRYPTO] section 1.8 and [IEEE1363] section 3.1.

salt: An additional random quantity, specified as input to an encryption function that is used to increase the strength of the encryption.

session key: A relatively short-lived symmetric key (a cryptographic key negotiated by the client and the server based on a shared secret). A session key's lifespan is bounded by the session to which it is associated. A session key has to be strong enough to withstand cryptanalysis for the lifespan of the session.

SHA-256: An algorithm that generates a 256-bit hash value from an arbitrary amount of input data, as described in [FIPS180-2].

SHA-256 hash: The value computed from the hashing function described in [FIPS180-3].

TCP/IP: A set of networking protocols that is widely used on the Internet and provides communications across interconnected networks of computers with diverse hardware architectures and various operating systems. It includes standards for how computers communicate and conventions for connecting networks and routing traffic.

Uniform Resource Identifier (URI): A string that identifies a resource. The URI is an addressing mechanism defined in Internet Engineering Task Force (IETF) Uniform Resource Identifier (URI): Generic Syntax [RFC3986].

User Datagram Protocol (UDP): The connectionless protocol within TCP/IP that corresponds to the transport layer in the ISO/OSI reference model.

UTF-8: A byte-oriented standard for encoding Unicode characters, defined in the Unicode standard. Unless specified otherwise, this term refers to the UTF-8 encoding form specified in [UNICODE5.0.0/2007] section 3.9.

web service: A service offered by a server to other devices, to allow communication over the web.

MAY, SHOULD, MUST, SHOULD NOT, MUST NOT: These terms (in all caps) are used as defined in [RFC2119]. All statements of optional behavior use either MAY, SHOULD, or SHOULD NOT.

1.2 References

Links to a document in the Microsoft Open Specifications library point to the correct section in the most recently published version of the referenced document. However, because individual documents in the library are not updated at the same time, the section numbers in the documents may not match. You can confirm the correct section numbering by checking the Errata.

1.2.1 Normative References

We conduct frequent surveys of the normative references to assure their continued availability. If you have any issue with finding a normative reference, please contact dochelp@microsoft.com. We will assist you in finding the relevant information.

[MS-DTYP] Microsoft Corporation, "Windows Data Types".

[RFC2119] Bradner, S., "Key words for use in RFCs to Indicate Requirement Levels", BCP 14, RFC 2119, March 1997, <http://www.rfc-editor.org/rfc/rfc2119.txt>

1.2.2 Informative References

None.

1.3 Overview

With multiple possible transports for Connected Devices Platform V3 service, the protocol defines the discovery system to authenticate and verify users and devices as well as the message exchange between two devices. There will be user-intent to initiate discovery – where a device will listen to broadcasts and authorize device. This device becomes a client in our architecture and the discovered device becomes the host. When a connection is authorized, a transport channel is created between the client and host so that clients can start exchanging messages with the host.

Clients can launch URIs and build app services connections between hosts. The following diagram provides an overview of the app communication channels between two devices running the Connected Apps & Devices Platform.

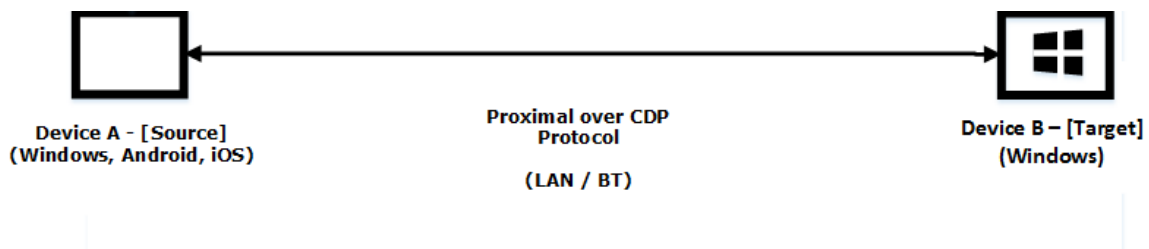


Figure 1: Proximal Communication over CDP Protocol

Launch and Messaging between two devices can occur over proximal connections. Device B (target) acts as the host for the Launch or App Service which can accept incoming client connections from Windows, Android, or iOS devices (source).

1.3.1 Setup

Prior to CDP being used, each device sets up a key-pair to secure communications. A key-pair is the association of a public key and its corresponding private key when used in cryptography.

1.3.2 Discovery

As described earlier, a client first sends a presence request to the network via broadcast and multicast and starts listening over Bluetooth Low Energy (BLE). This can include parameters and properties to any host that receives the broadcast, which the host can use to evaluate whether to respond. The client then receives unicast responses and can generate the list of available devices. In terms of BLE, devices are constantly advertising a thumbprint that a listener can understand.

1.3.3 Connection

After a device is discovered, the client sends a protocol message to verify that the protocol is supported between both devices. The client derives a session key and a public key and sends a connection request. The host receives this request and derives the session key before responding. Finally, the client initiates authorization— the server provides authorization schemes and the client constructs the payload and completes the challenge. The server returns the pairing state and then devices are connected for launch and message exchange.

1.4 Relationship to Other Protocols

None.

1.5 Prerequisites/Preconditions

Peers have to be able to communicate with one of our web services in order to obtain information about other devices signed in with the same Microsoft Account. In order to fully establish a channel with this protocol, two devices have to be signed-in with the same Microsoft Account. This is a restriction that can be later loosened within the protocol's implementation.

1.6 Applicability Statement

The Connected Devices Platform Service Protocol provides a way for devices such as PCs and smartphones to discover and send messages between each other. It provides a transport-agnostic means of building connections among all of a user's devices, whether available through available transports.

1.7 Versioning and Capability Negotiation

This document is focused on the third version of the protocol (V3)—the protocol version is contained in the header of the messages.

1.8 Vendor-Extensible Fields

None.

1.9 Standards Assignments

None

2 Messages

2.1 Transport

As stated earlier in this document, this protocol can be used for multiple transports. A specific transport is not defined for these messages. Bluetooth Low Energy (BLE), Bluetooth, and LAN are all currently supported.

However, the general requirements for a transport are as follows:

- The transport MUST be able to provide the size of each message, independently of its payload, to the component that implements the protocol. Messages are sent and received over the transport on ports that are analogous to ports in TCP/IP. Well-known ports allow two peers to establish initial communication.

2.2 Message Syntax

2.2.1 Namespaces

None.

2.2.2 Common Data Types

The data types in the following sections are as specified in [MS-DTYP].

2.2.2.1 Headers

The methods in this protocol use the following headers as part of the information exchanged, prior to any requests or responses that are included in the exchange.

2.2.2.1.1 Common Header

Each channel is responsible for defining its own inner protocol and message types.

Message deserialization is split into two phases. The first phase consists of parsing the header, validating authenticity, deduping, and decryption. The inner buffer is sent to the owner to manage the second part of the deserialization.

0	1	2	3	4	5	6	7	8	9	10	11	12	13	14	15	16	17	18	19	20	21	22	23	24	25	26	27	28	29	30	31
Signature																MessageLength															
Version								MessageType								MessageFlags															
SequenceNumber																															
RequestID																															
...																															
FragmentIndex																FragmentCount															

SessionID		
...		
ChannelID		
...		
Next Header	Next Header Size	Payload (variable)
...		
...		
...		
HMAC (variable)		
...		
...		
...		

Signature (2 bytes): Fixed signature, which is always 0x3030 (0011 0000 0011 0000 binary).

MessageLength (2 bytes): Entire message length in bytes including signature.

Version (1 byte): Protocol version the sender is using. For this protocol version, this value is always 3. Lower values indicate older versions of the protocol not covered by this document.

MessageType (1 byte): Indicates current message type.

Value	Meaning
0	None
1	Discovery
2	Connect
3	Control
4	Session
5	Ack

MessageFlags (2 bytes): ShouldAck | HasHMAC | SessionEncrypted

Value	Meaning
ShouldAck 0x0001	The caller expects ACK to be sent back to confirm that the message has been received.
HasHMAC 0x0002	The message contains a hashed message authentication code which will be validated by the receiver. If not set, the HMAC field is not present. See "HMAC" below.
SessionEncrypted 0x0004	If true, indicates that the message is encrypted at the session level. This is false for non-session messages (which don't require encryption/decryption).

SequenceNumber (4 bytes): Current message number for this session.

RequestID (8 bytes): A monotonically increasing number, generated on the sending side, that uniquely identifies the message. It can then be used to correlate response messages to their corresponding request messages.

FragmentIndex (2 bytes): Current fragment for current message.

FragmentCount (2 bytes): Number of total fragments for current message.

SessionID (8 bytes): ID representing the session.

ChannelID (8 bytes): Zero if the **SessionID** is zero.

Next Header (1 byte): If an additional header record is included, this value indicates the type. Some values are implementation-specific. <1>

Value	Meaning
0	No more headers.
1	ReplyToId. If included, the payload would contain a Next Header Size-sized ID of the message to which this message responds.
2	Correlation vector. A uniquely identifiable payload meant to identify communication over devices.
3	Watermark ID. Identifies the last seen message that both participants can agree upon.

Next Header Size (1 byte): Amount of data in the next header record (so clients can skip).

Payload (variable): The encrypted payload.

HMAC (variable): Not present if MessageFlags::HasHMAC is not set. Only required for Control and Session messages.

Each channel is responsible for defining its own inner protocol and message types.

Message deserialization will therefore be split into two phases. With the first phase consisting of the parsing header, validating authenticity, deduping and decryption. The inner buffer will be passed up to the owner to manage the second part of the deserialization.

2.2.2.2 Discovery Messages

For User Datagram Protocol (UDP), a device sends out a presence request and a second device responds with presence response message. For Bluetooth, devices advertise over a beacon, which does not require discovery.

2.2.2.2.1 UDP: Presence Request

This is the UDP presence request message – any device can subscribe to and respond to these messages in order to participate in the Connected Devices Protocol message exchange.

0	1	2	3	4	5	6	7	8	9	0	1	2	3	4	5	6	7	8	9	0	1	2	3	4	5	6	7	8	9	0	1
MessageType										DiscoveryType																					

MessageType (1 byte): Indicates current message type – in this case, Discovery, with a value of 1, as specified in the Common Header, section 2.2.2.1.1.

DiscoveryType (1 byte): Indicates type of discovery message, in this case, Presence Request.

Value	Meaning
0	Presence Request
1	Presence Response

2.2.2.2.2 UDP: Presence Response

When a device receives a presence request, it responds with a presence response to notify that it's available.

0	1	2	3	4	5	6	7	8	9	0	1	2	3	4	5	6	7	8	9	0	1	2	3	4	5	6	7	8	9	0	1
MessageType										DiscoveryType										ConnectionMode											
DeviceType												DeviceNameLength																			
DeviceName (variable)																															
...																															
...																															
DeviceIdSalt																															
DeviceIdHash																															

MessageType (1 byte): Indicates current message type – in this case, Discovery (1).

DiscoveryType (1 byte): Indicates type of discovery message, in this case, Presence Response (1).

ConnectionMode (2 bytes): Displays types of available connections.

Value	Meaning
0	None
1	Proximal
2	Legacy

DeviceType (2 bytes): SKU of the device

Value	Meaning
1	Xbox One
6	Apple iPhone
7	Apple iPad
8	Android device
9	Windows 10 Desktop

Value	Meaning
11	Windows 10 Phone
12	Linux device
13	Windows IoT
14	Surface Hub

DeviceNameLength (2 bytes): Length of the machine name of the device.

DeviceName (variable): This is character representation of the name of the device. The size of the list is bounded by the previous message.

DeviceIdSalt (4 bytes): A randomly generated salt.

DeviceIdHash (4 bytes): Salted SHA-256 hash of the internal CDP device ID. This is used to correlate the advertising device to a list of known devices without advertising the full device ID.

2.2.2.2.3 Bluetooth: Advertising Beacon

This is the basic beacon structure:

0	1	2	3	4	5	6	7	8	9	10	11	12	13	14	15	16	17	18	19	20	21	22	23	24	25	26	27	28	29	30	31
Length										0xFF										Microsoft ID											
Beacon Data (24 bytes)																															
...																															
...																															

Length (1 byte): Set to 31.

0xFF (1 byte): Fixed value 0xFF.

Microsoft ID (2 bytes): Set to 0006

Beacon Data (24 bytes): The beacon data section is further broken down. Note that the Scenario and Subtype Specific Data section requirements will differ based on the Scenario and Subtype.

0	1	2	3	4	5	6	7	8	9	0	1	2	3	4	5	6	7	8	9	0	1	2	3	4	5	6	7	8	9	0	1
Scenario Type								Version and Device Type								Version and Flags								Reserved							
Salt																															
Device Hash (24 bytes)																															
...																															
...																															

Scenario Type (1 byte): Set to 1

Version and Device Type (1 byte): The high two bits are set to 00 for the version number; the lower 6 bits are set to Device Type values as in section 2.2.2.2.2:

Value	Meaning
1	Xbox One
6	Apple iPhone
7	Apple iPad
8	Android device
9	Windows 10 Desktop
11	Windows 10 Phone
12	Linux device
13	Windows IoT
14	Surface Hub

Version and Flags (1 byte): The high 3 bits are set to 001; the lower 3 bits to 00000.

Reserved (1 byte): Currently set to zero.

Salt (4 bytes): Four random bytes.

Device Hash (24 bytes): SHA256 Hash of Salt plus Device Thumbprint. Truncated to 16 bytes.

2.2.2.3 Connection Messages

These are the messages during authentication of a connection when a device is discovered.

2.2.2.3.1 Connection Header

The Connection Header is common for all Connection Messages.

0	1	2	3	4	5	6	7	8	9	10	11	12	13	14	15	16	17	18	19	20	21	22	23	24	25	26	27	28	29	30	31
ConnectMessageType										ConnectionMode																					

ConnectMessageType (1 byte): Indicates the current connection type, which can be one of the following values.

Value	ConnectionType	Meaning
0	ConnectRequest	Device issued connection request
1	ConnectResponse	Response to connection request
2	DeviceAuthRequest	Initial authentication (Device Level)
3	DeviceAuthResponse	Response to initial authentication
4	UserDeviceAuthRequest	Authentication of user and device combination (depending on authentication model)
5	UserDeviceAuthResponse	Response to authentication of a user and device combination (depending on authentication model)
6	AuthDoneRequest	Authentication completed message
7	AuthDoneResponse	Authentication completed response
8	ConnectFailure	Connection failed message
9	UpgradeRequest	Transport upgrade request message
10	UpgradeResponse	Transport upgrade response message
11	UpgradeFinalization	Transport upgrade finalization request message
12	UpgradeFinalizationResponse	Transport upgrade finalization response message

Value	ConnectionType	Meaning
13	TransportRequest	Transport details request message
14	TransportConfirmation	Transport details response message
15	UpgradeFailure	Transport upgrade failed message
16	DeviceInfoMessage	Device information request message
17	DeviceInfoResponseMessage	Device information response message

ConnectionMode (1 byte): Displays the types of available connections, which can be one of the following values.

Value	Meaning
0	None
1	Proximal
2	Legacy

2.2.2.3.2 Connection Request

Client initiates a connection request with a host device.

0	1	2	3	4	5	6	7	8	9	0	1	2	3	4	5	6	7	8	9	0	1	2	3	4	5	6	7	8	9	0	1		
CurveType										HMACSize										Nonce													
...																																	
...																								MessageFragmentSize									
...																								PublicKeyXLength									
...										PublicKeyX (variable)																							
...																																	
...																																	

PublicKeyYLength	PublicKeyY (variable)
...	
...	

CurveType (1 byte): The type of elliptical curve used, which can be the following value.

Value	Meaning
0	CT_NIST_P256_KDF_SHA512

HMACSize (2 bytes): The expected size of HMAC (see Encryption section 3.1.3.1 for details).

Nonce (8 bytes): Random values (see Encryption section 3.1.3.1 for details).

MessageFragmentSize (4 bytes): The maximum size of a single message fragment (Fixed Value of 16384).

PublicKeyXLength (2 bytes): The length of **PublicKeyX**.

PublicKeyX (variable): A fixed-length key that is based on **PublicKeyXLength**.

PublicKeyYLength (2 bytes): The length of **PublicKeyY**.

PublicKeyY (variable): A fixed-length key that is based on **PublicKeyYLength**.

2.2.2.3.3 Connection Response

The host responds with a connection response message including device information.

Only the Result is sent if the Result is anything other than PENDING.

0	1	2	3	4	5	6	7	8	9	0	1	2	3	4	5	6	7	8	9	0	1	2	3	4	5	6	7	8	9	0	1
Result										HMACSize										Nonce											
MessageFragmentSize																															
PublicKeyXLength																PublicKeyX (variable)															
...																															
...																															
PublicKeyYLength																PublicKeyY (variable)															
...																															

...

Result (1 byte): The result of the connection request, which can be one of the following values.

Value	Meaning
0	Success
1	Pending
2	Failure_Authentication
3	Failure_NotAllowed

HMACSize (2 bytes): The expected size of HMAC (see Encryption section 3.1.3.1 for details).

Nonce (8 bytes): Random values (see Encryption section 3.1.3.1 for details).

MessageFragmentSize (4 bytes): The maximum size of a single message fragment (Fixed Value of 16384).

PublicKeyXLength (2 bytes): The length of **PublicKeyX**, which is sent only if the connection is successful.

PublicKeyX (variable): A fixed-length key that is based on the curve type from connect request, which is sent only if the connection is successful. This is the X component of the key.

PublicKeyYLength (2 bytes): The length of **PublicKeyY**, which is sent only if the connection is successful.

PublicKeyY (variable): A fixed-length key that is based on the curve type from connect request, which is sent only if the connection is successful. This is the Y component of the key.

2.2.2.3.4 Device Authentication Request

For all authentication, client devices send their device certificate, which is self-signed.

0	1	2	3	4	5	6	7	8	9	1	0	1	2	3	4	5	6	7	8	9	2	0	1	2	3	4	5	6	7	8	9	0	1	3	0	1	
DeviceCertLength										DeviceCert (variable)																											
...																																					
...																																					
SignedThumbprintLength										SignedThumbprint (variable)																											
...																																					

...

DeviceCertLength (2 bytes): The length of **Cert**.

DeviceCert (variable): A Device Certificate.

SignedThumbprintLength (2 bytes): The length of **Thumbprint**.

SignedThumbprint (variable): A signed Device Cert Thumbprint.

2.2.2.3.5 Device Authentication Response

For all authentication, hosts send their device certificate, which is self-signed.

0	1	2	3	4	5	6	7	8	9	10	11	12	13	14	15	16	17	18	19	20	21	22	23	24	25	26	27	28	29	30	31
DeviceCertLength																DeviceCert (variable)															
...																															
...																															
SignedThumbprintLength																SignedThumbprint (variable)															
...																															
...																															

DeviceCertLength (2 bytes): The length of **DeviceCert**.

DeviceCert (variable): A device certificate.

SignedThumbprintLength (2 bytes): The length of **SignedThumbprint**.

SignedThumbprint (variable): A signed **DeviceCert** thumbprint.

2.2.2.3.6 User-Device Authentication Request

If authentication policy requires user-device authentication, the user-device certificate is sent with the request.

0	1	2	3	4	5	6	7	8	9	10	11	12	13	14	15	16	17	18	19	20	21	22	23	24	25	26	27	28	29	30	31
DeviceCertLength																DeviceCert (variable)															
...																															
...																															
SignedThumbprintLength																SignedThumbprint (variable)															
...																															

...

DeviceCertLength (2 bytes): The length of **DeviceCert**.

DeviceCert (variable): A User-Device Certificate.

SignedThumbprintLength (2 bytes): The length of **SignedThumbprint**.

SignedThumbprint (variable): A signed User-Device Cert Thumbprint.

2.2.2.3.7 User-Device Authentication Response

If authentication policy requires user-device authentication, the user-device certificate is sent with the request.

0	1	2	3	4	5	6	7	8	9	10	11	12	13	14	15	16	17	18	19	20	21	22	23	24	25	26	27	28	29	30	31
DeviceCertLength																DeviceCert (variable)															
...																															
...																															
SignedThumbprintLength																SignedThumbprint (variable)															
...																															
...																															

DeviceCertLength (2 bytes): The length of **DeviceCert**.

DeviceCert (variable): A User-Device Certificate.

SignedThumbprintLength (2 bytes): The length of **Thumbprint**.

SignedThumbprint (variable): A signed User-Device Cert Thumbprint.

2.2.2.3.8 Authentication Done Request

Message to acknowledge that Authentication was completed.

Empty Payload.

2.2.2.3.9 Authentication Done Response

Message to respond with the status of authentication at the completion of the authentication process, to indicate the type of failure, if any, encountered.

0	1	2	3	4	5	6	7	8	9	10	11	12	13	14	15	16	17	18	19	20	21	22	23	24	25	26	27	28	29	30	31
Status																															

Status (1 byte): Indicates the status of authentication, which can be one of the following values.

Value	Meaning
0	Success
1	Pending
2	Failure_Authentication
3	Failure_NotAllowed
4	Failure_Unknown

2.2.2.3.10 Authentication Failure

If the authentication process itself fails to complete, an empty payload is returned.

2.2.2.3.11 Upgrade Request

This message transports the upgrade request.

0	1	2	3	4	5	6	7	8	9	0	1	2	3	4	5	6	7	8	9	0	1	2	3	4	5	6	7	8	9	0	1
UpgradeId																															
...																															
...																															
...																															
Metadata Length																EndpointType1															
EndpointType1Data Length																															
EndpointType1Data																															
...																															
EndpointType2																															
EndpointType2Data Length																															
EndpointType2Data																															

...

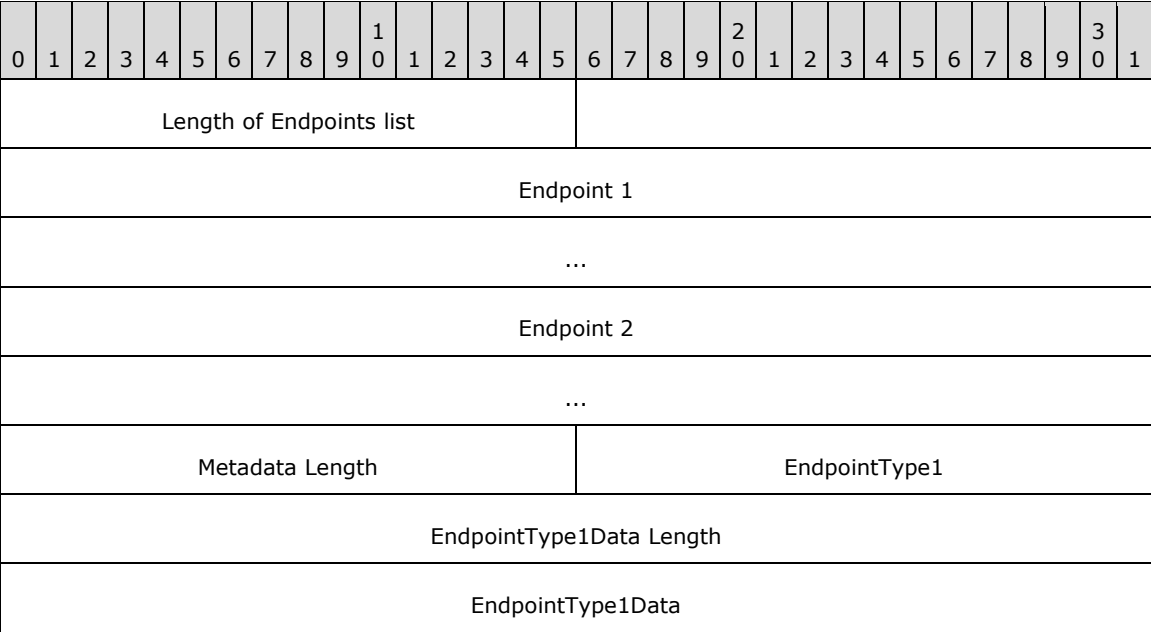
UpgradeId (16 bytes): A random GUID identifying this upgrade process across transports.

Metadata: Transport-defined data that is size-prefixed for each transport endpoint type (see the following table) available on the device. The overall section is also prefixed with the two-byte Metadata Length field to indicate how many such endpoint type-to-data mappings are present.

Endpoint Type	Value
Unknown	0
Udp	1
Tcp	2
Cloud	3
Ble	4
Rfcomm	5
WifiDirect	6

2.2.2.3.12 Upgrade Response

This message transports the upgrade response.



...	
EndpointType2	
EndpointType2Data Length	
EndpointType2Data	
...	

HostEndpoints: A length-prefixed list of endpoint structures (see following) that are provided by each transport on the host device.

Metadata: Transport defined data that is size prefixed for each transport endpoint type available on the device. The overall section is also prefixed with the size to indicate how many such endpoint type-to-data mappings are present.

The endpoint structures are as follows:

0	1	2	3	4	5	6	7	8	9	0	1	2	3	4	5	6	7	8	9	0	1	2	3	4	5	6	7	8	9	0	1		
Host data Length																																	
Host data																																	
...																																	
Service data Length																																	
Service data																																	
...																																	
Endpoint Type																																	

Host: Length-prefixed data that defines the name of the host.

Service: Length-prefixed data that defines the name of the service on the host.

EndpointType (2 bytes): An enumeration that defines the type of endpoint. See section 2.2.2.3.11 for values.

2.2.2.3.13 Upgrade Finalization

This message transport the upgrade finalization request.

0	1	2	3	4	5	6	7	8	9	0	1	2	3	4	5	6	7	8	9	0	1	2	3	4	5	6	7	8	9	0	1
Metadata Length										EndpointType1																					

EndpointType1Data Length															
EndpointType1Data															
...															
EndpointType2															
EndpointType2Data Length															
EndpointType2Data															
...															

Metadata: Transport-defined data that is size-prefixed for each transport endpoint type available on the device. The overall section is also prefixed with the size to indicate how many such endpoint type-to-data mappings are present. See section 2.2.2.3.11 for values of endpoint types.

2.2.2.3.14 Upgrade Finalization Response

This message acknowledges that the transport upgrade was completed. It contains an empty payload.

2.2.2.3.15 Transport Request

This message transports the details of the upgrade.

0	1	2	3	4	5	6	7	8	9	10	11	12	13	14	15	16	17	18	19	20	21	22	23	24	25	26	27	28	29	30	31
UpgradeId (16 bytes)																															
...																															
...																															

UpgradeId (16 bytes): A random GUID identifying this upgrade process across this transport.

2.2.2.3.16 Transport Confirmation

This response message confirms the details of the upgrade.

0	1	2	3	4	5	6	7	8	9	10	11	12	13	14	15	16	17	18	19	20	21	22	23	24	25	26	27	28	29	30	31
UpgradeId (16 bytes)																															
...																															
...																															

UpgradeId (16 bytes): A random GUID identifying this upgrade process across this transport.

2.2.2.3.17 Upgrade Failure

Message to indicate that the transport upgrade failed. It contains an empty payload.

2.2.2.3.18 Device Info Message

This message requests information from the device.

0	1	2	3	4	5	6	7	8	9	10	11	12	13	14	15	16	17	18	19	20	21	22	23	24	25	26	27	28	29	30	31
DeviceInfo (variable)																															
...																															

DeviceInfo (variable): A variable length payload to specify information about the source device.

2.2.2.3.19 Device Info Response Message

Message to acknowledge that the device information message was received. It contains an empty payload.

2.2.2.4 Session Messages

These messages are sent across during an active session between two connected and authenticated devices.

2.2.2.4.1 Ack Messages

These messages acknowledge receipt of a message.

0	1	2	3	4	5	6	7	8	9	10	11	12	13	14	15	16	17	18	19	20	21	22	23	24	25	26	27	28	29	30	31
LowWatermark																															
ProcessedCount																Processed (variable)															
...																															
...																															
RejectedCount																Rejected (variable)															
...																															
...																															

LowWatermark (4 bytes): The sequence number of the latest acknowledged message.

ProcessedCount (2 bytes): Number of entries in the processed list.

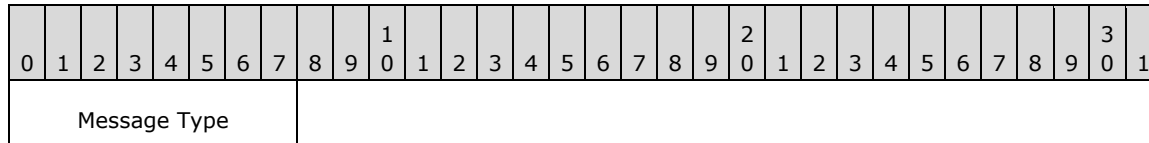
Processed (variable, 4 bytes per list item): The sequence numbers of messages that were processed.

RejectedCount (2 bytes): Number of entries in the rejected list.

Rejected (variable, 4 bytes per list item): The sequence numbers of messages that were rejected.

2.2.2.4.2 App Control Messages

There are four types of app control messages that are used: LaunchURI, LaunchURIResponse, CallAppService, and CallAppService Response.



Message Type (1 byte): Indicates the type of app control message, which can be one of the following values.

Value	Meaning
0	LaunchURI
1	LaunchURIResult
6	CallAppService
7	CallAppServiceResponse
8	GetResource
9	GetResourceResponse
10	SetResource
11	SetResourceResponse

2.2.2.4.2.1 Launch URI Messages

These messages allow you to launch apps on CDP-enabled devices—this simply launches using the LaunchURIAsync API in Windows.

0	1	2	3	4	5	6	7	8	9	10	11	12	13	14	15	16	17	18	19	20	21	22	23	24	25	26	27	28	29	30	31
URILength																URI (variable)															
...																															
...																															
LaunchLocation																RequestID															
...																															
InputDataLength																InputData(variable)															
...																															
...																															

URILength (2 bytes): Length of the URI.

URI (variable): URI to launch on remote device.

LaunchLocation (2 bytes): One of the following values.

Value	Meaning
Full 0	The launched title occupies the full screen.
Fill 1	The launched title occupies most of the screen, sharing it with a snapped-location title.
Snapped 2	The launched title occupies a small column on the left or right of the screen.
StartView 3	The launched title is in the start view.
SystemUI 4	The launched title is the system UI.
Default 5	The active title is in its default location.

RequestID (8 bytes): A 64-bit arbitrary number identifying the request. The response ID in the response payload can then be used to correlate responses to requests.

InputDataLength (16 bytes): Length, in bytes, of **InputData**.

InputData (variable): Optional. BOND.NET serialized data that is passed as a value set to the app launched by the call.

2.2.2.4.2.2 Launch URI Result

This returns the result of the LaunchUriAsync API call on the second device.

0	1	2	3	4	5	6	7	8	9	10	11	12	13	14	15	16	17	18	19	20	21	22	23	24	25	26	27	28	29	30	31
LaunchURIResult																															
ResponseID																															
...																															
InputDataLength																InputData (variable)															
...																															
...																															

LaunchURIResult (4 bytes): The HRESULT returned by the call, zero if successful.

ResponseID (8 bytes): Number corresponding to the request ID from the Launch URI message that resulted in this response. This is used to correlate requests and responses.

InputDataLength (2 bytes): Length, in bytes, of **InputData**.

InputData (variable): Optional. BOND.NET serialized data that is passed as a value set from the app launched by the call.

2.2.2.4.2.3 App Services Messages

These messages allow background invocation of background services within apps.

0	1	2	3	4	5	6	7	8	9	10	11	12	13	14	15	16	17	18	19	20	21	22	23	24	25	26	27	28	29	30	31
PackageNameLength																PackageName (variable)															
...																															
...																															
AppServiceNameLength																AppServiceName (variable)															
...																															
...																															
ReturnData (variable)																															
...																															

...

PackageNameLength (2 bytes): The length of **PackageName**.

PackageName (variable): The package name, in chars, of the app that hosts the app service.

AppServiceNameLength (2 bytes): The length of **AppServiceName**.

AppServiceName (variable): The name, in chars, of the app service.

ReturnData (variable): The list of parameters that is sent to the app service for execution.

2.2.2.4.2.4 App Services Result

This returns the result of the App Services API call from the second device.

0	1	2	3	4	5	6	7	8	9	0	1	2	3	4	5	6	7	8	9	0	1	2	3	4	5	6	7	8	9	0	1		
AppServicesResult																																	
ReturnDataSize																																	
ReturnData (variable)																																	
...																																	

AppServiceResult (4 bytes): An HRESULT, where 0x00000000 is returned for success.

ReturnDataSize (4 bytes): The size, in bytes, of the **ReturnData** field.

ReturnData (variable): The UTF-8-encoded response returned from the application app service.

2.2.2.4.2.5 Get Resource

This message requests a resource using the ResourceURL.

0	1	2	3	4	5	6	7	8	9	0	1	2	3	4	5	6	7	8	9	0	1	2	3	4	5	6	7	8	9	0	1		
ResourceUrlSize																																	
ResourceUrl (variable)																																	
...																																	

ResourceUrlSize (2 bytes): The size, in bytes, of the **ResourceUrl** field.

ResourceUrl (variable): The UTF-8-encoded URL that represents the application instance ID and the resource ID. Conforms to <app id>/<resource id>.

2.2.2.4.2.6 Get Resource Response

This message returns the response from the service.

0	1	2	3	4	5	6	7	8	9	10	11	12	13	14	15	16	17	18	19	20	21	22	23	24	25	26	27	28	29	30	31
Result																															
ResourceDataSize																															
ResourceData (variable)																															
...																															

Result (4 bytes): An HRESULT, where 0x00000000 is returned for success in returning the resource data.

ResourceDataSize (4 bytes): The size, in bytes, of the **ResourceData** field.

ResourceData (variable): The UTF-8-encoded response returned from the application app service.

2.2.2.4.2.7 Set Resource

This message transports resource data to be set on the service.

0	1	2	3	4	5	6	7	8	9	10	11	12	13	14	15	16	17	18	19	20	21	22	23	24	25	26	27	28	29	30	31
ResourceUrlSize																															
ResourceUrl (variable)																															
...																															
ResourceDataSize																															
ResourceData (variable)																															
...																															

ResourceUrlSize (2 bytes): The size, in bytes. of the **ResourceUrl** field.

ResourceUrl (variable): The UTF-8-encoded URL that represents the application instance ID and the resource ID. Conforms to <app id>/<resource id>.

ResourceDataSize (4 bytes): The size, in bytes, of the **ResourceData** field.

ResourceData (variable): The UTF-8-encoded resource data to be set on the application app service.

2.2.2.4.2.8 Set Resource Response

This message returns an HRESULT with the status of the set-resource request.

0	1	2	3	4	5	6	7	8	9	10	11	12	13	14	15	16	17	18	19	20	21	22	23	24	25	26	27	28	29	30	31
Result																															

Result (4 bytes): An HRESULT, where 0x00000000 is returned for success in setting the resource data for the specific resource ID on the application app service.

2.3 Directory Service Schema Elements

None.

3 Protocol Details

3.1 Peer Details

This section defines peer roles in the Connected Devices Platform V3 Service Protocol.

In a socket-based connection between two peer applications, one peer has the role of client, and the other peer has the role of host. The roles are distinguished as follows:

- The device that performs discovery (and initiates connection) is the client. For UDP, this device sends the **Presence Request** message as well as the **Connection Request** message. For BLE, this device scans for beacons.
- The host is the peer that is discovered (and is the connection target). For UDP, this device receives the **Presence Request** message and sends back a **Presence Response** message. It also receives the **Connection Request** message and responds. For BLE, this is the device that advertises its beacon.

During a connection, these two devices communicate by sending messages back and forth and requesting/requiring **Ack** messages when necessary. All messages during a connection are contained in **Session Messages**.

3.1.1 Abstract Data Model

This section describes a conceptual model of possible data organization that an implementation maintains to participate in this protocol. The described organization is provided to facilitate the explanation of how the protocol behaves. This document does not mandate that implementations adhere to this model as long as their external behavior is consistent with that described in this document.

The abstract data model defines the **peers**, **client** and **host**, as well as the **session** (connections between a **client** and **host**), and **connections**. When one device discovers another, the device can trigger a **connection**. If the connection is successful, based on authentication, each peer creates a **session**. At this point, the objects act more as **peers** than **clients** and **hosts**.

3.1.1.1 CDP Service

The Connected Devices Platform service, **CDPService**, contains the entire state of the protocol described in this object.

3.1.1.2 Discovery Object

The **Discovery** object encapsulates the state for the discovery of one peer from another. Again, the discovering peer is the client and the discovered peer is the host.

Roles: One peer is the client and the other peer is the host.

- The client is the peer that sends the **Presence Request** message and waits for the **Presence Response Message**.
- The host is the peer that receives the **Presence Request** message and sends the **Presence Response Message**.

Client State: The current role of the **Discovery** object. For the client, the state can be one of the following values:

Value	Meaning
Waiting for Presence Response	The object has published the Presence Request message (section 2.2.2.2.1) and is waiting to receive the Presence Response message (section 2.2.2.2.2).
Ready	The object has received the Presence Response message and has the basic information it needs to request a connection with the other peer.

Host State: The current role of the **Discovery** object. For the host, the state can be one of the following values:

Value	Meaning
Waiting for Presence Request	The object is waiting to receive the Presence Response message (section 2.2.2.2.2).
Ready	The object has sent the Presence Response message and has sent the basic information it to facilitate a connection request.

3.1.1.3 Connection Manager Object

The **Connection Manager** object encapsulates the state for the connection between one peer and another. Again, the connecting peer is the client and the peer hosting the connection is the host.

Roles: One peer is the client and the other peer is the host.

- The client is the peer that sends the **Connection Request** message and waits for the **Connection Response Message**.
- The host is the peer that receives the **Connection Request** message and sends the **Connection Response Message**.

Client State: The current role of the **Connection Manager** object. For the client, the state can be one of the following values:

Value	Meaning
Waiting for Connection Response	The object has published the Connection Request message (section 2.2.2.3.2) and is waiting to receive the Connection Response message (section 2.2.2.3.3).
Connection Failed	The connection has failed – either the Connection Request message (section 2.2.2.3.2) has timed out or Authentication has failed.
Waiting for Authentication Response	The object has received the Connection Response message (section 2.2.2.3.3) and has published the Authentication Request message
Ready	The object has received the Authentication Response message and is ready to initiate the session with the peer.

Host State: The current role of the **Connection Manager** object. For the host, the state can be one of the following values:

Value	Meaning
Waiting for Connection Request	The object has published the Presence Response message (section 2.2.2.2.2) and is waiting to receive the Connection Request message (section 2.2.2.3.2).
Waiting for Authentication Request	The object has received the Connection Request message and has published the Connection Response message – which contains an Authentication Challenge . It's waiting for an Authentication Request .
Connection Failed	The object has received the Authentication Request and the connecting device has failed authentication.
Ready	The object has published the Authentication Response message and is ready to engage in a session with the peer.

3.1.1.4 Session Object

A **Session** object encapsulates the state for a socket-based connection between two peer applications.

Role: The role of the **Session** object. Both peers essentially play the same role since either can initiate or receive a message.

State: The current state of the **Session** object. The state can be one of the following.

Value	Meaning
WaitingForAck	A Session object transitions to this state immediately prior to publishing a Session message. This is not always required for each type of message.
WaitingForTransmit	A Session object transitions to this state when beginning to publish the Session ACK message.
Ready	The Session object is ready to be used by an application for peer-to-peer communication. A client Session object transitions to this state after receiving the Session ACK message. A server Session object transitions to this state after successfully transmitting the Session ACK message.
Terminated	The Session object has been terminated by the application, or it timed out.

3.1.2 Timers

Heartbeat timer: The heartbeat timer is used to track whether a **session** is still alive. If two peers are not actively sending or receiving messages, heartbeat timers verify the connection between the two peers is still alive.

Message Timer: A timeout indicating that we have not received the requested ACK for a particular message. While sending a message, an ACK can be requested – if it is, the service starts a timer to verify that a response is received in time.

3.1.3 Initialization

The **CDPService** MUST be initialized prior to being useful for any discovery, connection, or sessions; initializing at system startup and signing in with a user account is sufficient. On initialization:

- Generation of Device Certificate (on system boot) – this certificate is used as part of authentication between two devices.
- Generation of User-Device Certificate (on system sign-in) – this certificate is used as part of authentication between two devices with the same user.

3.1.3.1 Encryption

During connection establishment, the first connect message from each side is used to trade, amongst other things, random 64-bit nonces. The initiator of the connection is referred to as the client, and his nonce is referred to as the clientNonce. The target of the connection is referred to as the host, and his nonce is referred to as the hostNonce.

The signed thumbprint (from the certificates setup during initialization) that is sent is a SHA-256 hash of (hostNonce | clientNonce | cert), where | is the append operator.

Also after the first connection messages are exchanged, an ephemeral Diffie-Hellman secret is created. This secret is then passed into a standard HKDF algorithm to obtain a cryptographically random buffer of 64 bytes. The first 16 bytes are used to create an encryption key, the next 16 bytes are used to create an initialization vector (IV) key (both are Advanced Encryption Standard (AES) 128-bit in cipher block chaining (CBC) mode), and the final 32 bytes are used to create a hash (SHA-256) with a shared secret that is meant to be used for message authentication (Hash-based Message Authentication Code (HMAC)). All messages after the initial connection message exchange are encrypted and verified using a combination of these objects.

The examples in section 4 are unencrypted payloads. Described here is the transformation each message goes through to becoming encrypted.

The payload of each message is considered to be the content beyond the "EndAdditionalHeaders" marker. The payload is prepended with the total size of the payload as an unsigned 4-byte integer. This modified payload's length is then rounded up to a multiple of the encryption algorithm's block length (16 bytes) and is referred to as the to-be-encrypted payload length. The difference between the to-be-encrypted payload length and the modified payload length is referred to as the padding length. The modified payload is then padded to the to-be-encrypted payload length by appending the padding length repeatedly in the remaining space.

The initialization vector for a message is created by encrypting with the IV key the 16-byte payload of the message's session ID, sequence number, fragment number, and fragment count, each in big-endian format. This initialization vector is then used with the encryption key as the two parts of the AES-128 CBC algorithm to encrypt the aforementioned to-be-encrypted payload. This payload is the encrypted payload and is of the same length as the to-be-encrypted payload. Once this is completed, the message flag field is binary **OR'd** with the hexadecimal number 0x4 to indicate that it contains an encrypted payload.

The unencrypted header and the entire encrypted message is then hashed with the HMAC algorithm and appended onto the final message. The message flag field is binary **OR'd** with the hexadecimal number 0x2 to indicate that it has a HMAC and should be verified.

The message size field is then set to the sum of the length of the message header (everything before the payload), the encrypted payload length, and the hash length.

3.1.3.1.1 Encryption Example

The following is an example of the process to convert an unencrypted message to an encrypted message.

Unencrypted Message

0	1	2	3	4	5	6	7	8	9	0	1	2	3	4	5	6	7	8	9	0	1	2	3	4	5	6	7	8	9	0	1
Signature = 0x30, 0x30															MessageLength = 45 bytes 0x00, 0x2D																
Version = 0x03					MessageType = Connect 0x02							MessageFlags = None 0x00, 0x00																			
SequenceNumber = 0 0x00, 0x00, 0x00, 0x00																															
RequestID = 0 0x00, 0x00, 0x00, 0x00 0x00, 0x00, 0x00, 0x00																															
FragmentIndex = 0 0x00, 0x00															FragmentCount = 1 0x00, 0x01																
SessionID= 0x00, 0x00, 0x00, 0x01 0x00, 0x00, 0x00, 0x01																															
ChannelID = 0 0x00, 0x00, 0x00, 0x00 0x00, 0x00, 0x00, 0x00																															
EndAdditionalHeaders = 0x00, 0x00															ConnectionMode = Proximal 0x00, 0x01																
MessageType = AuthDoneRequest 0x06																															

Encrypt, using AES 128-bit algorithm in CBC mode with the IV key as described above, the concatenated values of the SessionId, SequenceNumber, ~~FragmentNumber~~FragmentIndex, and FragmentCount.

0	1	2	3	4	5	6	7	8	9	0	1	2	3	4	5	6	7	8	9	0	1	2	3	4	5	6	7	8	9	0	1
<p style="text-align: center;">SessionID =</p> <p style="text-align: center;">0x00, 0x00, 0x00, 0x01</p> <p style="text-align: center;">0x00, 0x00, 0x00, 0x01</p>																															
<p style="text-align: center;">SequenceNumber = 0</p> <p style="text-align: center;">0x00, 0x00, 0x00, 0x00</p>																															
<p style="text-align: center;">FragmentIndex = 0</p> <p style="text-align: center;">0x00, 0x00</p>																<p style="text-align: center;">FragmentCount = 1</p> <p style="text-align: center;">0x00, 0x01</p>															

The output of this encryption will be referred to as the initialization vector.

Before encrypting the message payload, the unencrypted payload size is prepended to the payload, and then padded to a length that is a multiple of AES 128-bit CBC's block size (16 bytes). The padding is appended to the new payload and padding value is the difference between the intermediate payload size and the final payload size. Changes from the previous message are marked with **bold**.

0	1	2	3	4	5	6	7	8	9	0	1	2	3	4	5	6	7	8	9	0	1	2	3	4	5	6	7	8	9	0	1
<p style="text-align: center;">Signature = 0x30, 0x30</p>																<p style="text-align: center;">MessageLength = 58 bytes</p> <p style="text-align: center;">0x00, 0x3A</p>															
<p style="text-align: center;">Version = 0x03</p>								<p style="text-align: center;">MessageType = Connect</p> <p style="text-align: center;">0x02</p>								<p style="text-align: center;">MessageFlags = None</p> <p style="text-align: center;">0x00, 0x00</p>															
<p style="text-align: center;">SequenceNumber = 0</p> <p style="text-align: center;">0x00, 0x00, 0x00, 0x00</p>																															
<p style="text-align: center;">RequestID = 0</p> <p style="text-align: center;">0x00, 0x00, 0x00, 0x00</p> <p style="text-align: center;">0x00, 0x00, 0x00, 0x00</p>																															
<p style="text-align: center;">FragmentIndex = 0</p> <p style="text-align: center;">0x00, 0x00</p>																<p style="text-align: center;">FragmentCount = 1</p> <p style="text-align: center;">0x00, 0x01</p>															

<p>SessionID =</p> <p>0x00, 0x00, 0x00, 0x01</p> <p>0x00, 0x00, 0x00, 0x01</p>			
<p>ChannelID = 0</p> <p>0x00, 0x00, 0x00, 0x00</p> <p>0x00, 0x00, 0x00, 0x00</p>			
<p>EndAdditionalHeaders = 0x00, 0x00</p>			
<p>PayloadSize =</p> <p>0x00, 0x00, 0x00, 0x03</p>			
<p>ConnectionMode = Proximal</p> <p>0x00, 0x01</p>		<p>MessageType =</p> <p>AuthDoneRequest</p>	<p>Padding = 7</p> <p>0x07</p>
<p>Padding = 7</p> <p>0x07</p>	<p>Padding = 7</p> <p>0x07</p>	<p>Padding = 7</p> <p>0x07</p>	<p>Padding = 7</p> <p>0x07</p>
<p>Padding = 7</p> <p>0x07</p>	<p>Padding = 7</p> <p>0x07</p>		

This new payload is then encrypted by using AES 128-bit CBC using the encryption key and the aforementioned initialization vector (an input of the algorithm). The changes are in **bold**.

Encrypted Message

0	1	2	3	4	5	6	7	8	9	10	11	12	13	14	15	16	17	18	19	20	21	22	23	24	25	26	27	28	29	30	31
<p>Signature = 0x30, 0x30</p>																<p>MessageLength = 58 bytes</p> <p>0x00, 0x3A</p>															
<p>Version = 0x03</p>								<p>MessageType = Connect</p> <p>0x02</p>								<p>MessageFlags = None</p> <p>0x00, 0x00</p>															
<p>SequenceNumber = 0</p> <p>0x00, 0x00, 0x00, 0x00</p>																															

RequestID = 0 0x00, 0x00, 0x00, 0x00 0x00, 0x00, 0x00, 0x00			
FragmentNumberFragmentIndex = 0 0x00, 0x00		FragmentCount = 1 0x00, 0x01	
SessionID = 0x00, 0x00, 0x00, 0x01 0x00, 0x00, 0x00, 0x01			
ChannelID = 0 0x00, 0x00, 0x00, 0x00 0x00, 0x00, 0x00, 0x00			
EndAdditionalHeaders = 0x00, 0x00			
Encrypted	Encrypted	Encrypted	Encrypted
Encrypted	Encrypted	Encrypted	Encrypted
Encrypted	Encrypted	Encrypted	Encrypted
Encrypted	Encrypted		

Finally, the entire message is hashed with a SHA-256 HMAC algorithm, where the secret key comes from the aforementioned secret exchange. This hash is then appended to the message and the message size is updated accordingly. The changes are in **bold**.

0	1	2	3	4	5	6	7	8	9	10	11	12	13	14	15	16	17	18	19	20	21	22	23	24	25	26	27	28	29	30	31
Signature = 0x30, 0x30																MessageLength = 90 bytes 0x00, 0x5A															

Version = 0x03	MessageType = Connect 0x02	MessageFlags = None 0x00, 0x00	
SequenceNumber = 0 0x00, 0x00, 0x00, 0x00			
RequestID = 0 0x00, 0x00, 0x00, 0x00 0x00, 0x00, 0x00, 0x00			
FragmentIndex = 0 0x00, 0x00		FragmentCount = 1 0x00, 0x01	
SessionID = 0x00, 0x00, 0x00, 0x01 0x00, 0x00, 0x00, 0x01			
ChannelID = 0 0x00, 0x00, 0x00, 0x00 0x00, 0x00, 0x00, 0x00			
EndAdditionalHeaders = 0x00, 0x00			
Encrypted	Encrypted	Encrypted	Encrypted
Encrypted	Encrypted	Encrypted	Encrypted
Encrypted	Encrypted	Encrypted	Encrypted
Encrypted	Encrypted		

3.1.4 Higher-Layer Triggered Events

When **CDPService** is inactive for a specific duration (defined by the idle timer), it automatically shuts down to save the system resources. The service wakes up again when there's traffic detected on a specific port or when it's activated through some other means.

3.1.5 Message Processing Events and Sequencing Rules

When a message is received, the type of message is handled and disambiguated at the first level – the three primary message types are Discovery, Connect, and Session respectively. Session messages have to be preceded by Discovery and/or Connect message. If the device is already known (by IP or other means), a discovery message may not be necessary. Message processing is different from the client and host. Each message is verified to make sure the message is of valid format and used sequence numbers are thrown away to prevent handling the same messages twice.

3.1.5.1 Discovery

If the message is a discovery message, the service will do the following, depending on if it is client and host. A client initiates this segment by sending a PresenceRequest message.

Client

1. Send a PresenceRequest to the original device.

Host

1. Verifies the message is a CDP message of type PresenceRequest.
2. Send a PresenceResponse back to the original device.

3.1.5.2 Connection

If the message is a discovery message, the service will do the following, depending on if it is client and host. A client initiates this segment by sending a ConnectionRequest message. The client either needs to discover or already know the endpoint that it is attempting to start a connection with.

Host

1. Verify the message is a Connection message.
2. Determine Session ID for the connection.
3. Determine type of connection (legacy).
4. Determine type of connection message. These must flow in order from ConnectionRequest -> DeviceAuthenticationRequest -> UserDeviceAuthenticationRequest (if necessary) -> AuthenticationDoneRequest. The host will send back appropriate Response messages for each type of message. If anything fails, the connection is dropped.
5. Establish a session when Authentication completes successfully with the given Session ID.

Client

1. Verify the message is a Connection Response message.
2. Read Response results to verify the Response has a successful status and then send the next Request message. This again flows in the order above: ConnectionRequest -> DeviceAuthenticationRequest -> UserDeviceAuthenticationRequest (if necessary) -> AuthenticationDoneRequest.

3.1.5.3 Session

Host

1. Retrieve session ID and verify the session ID has a matching session.
2. Reset heartbeat timer as a result of receiving a message, which verifies the connection still exists.
3. The message is processed and the corresponding API is called (LaunchUriAsync, AppServices, etc.). At this point, a host implementation can take any action on the host device as a result of the message.

Client

1. Wait for messages responses from Host device and optionally request Ack's to determine whether message gets acknowledged.
2. Reset heartbeat timer as a result of receiving a message, which verifies the connection still exists.

3.1.6 Timer Events

The following timer events are associated with the timers defined by this protocol (section 3.1.2).

Heartbeat timer: The heartbeat timer is used to track whether a **session** is still alive. If the heartbeat timer fires during a session, the session is ended.

Message Timer: A timeout indicating that we have not received the requested ACK for a particular message. If this timer fires, the message is resent.

3.1.7 Other Local Events

None.

4 Protocol Examples

The following scenario shows a successful connection established between two peers, Peer A and Peer B.

In the following examples, the hostname of Peer A is "devicers1 -2" and the hostname of Peer B is "devicers1 -1".

Peer A has a 32-byte device ID that has a base64 encoding representation of "D3kXI3RR9kYneA2AQuqEgjmeJ21uyCvAAJ5kNjyJx+c=".

Peer B has a 32-byte device ID that has a base64 encoding representation of "l6+4vOa41cFV+CvBEbJtoY5xRfqDoo63l90QGa+HAUw=".

4.1 Discovery

4.1.1 Discovery Presence Request

When discovery on Peer A is activated, it sends the following message, a **Discovery Presence Request**, on all available transports. On IP networks, it chooses to send to the well-defined port 5050. LengthMessageLength = 43 bytes.

0	1	2	3	4	5	6	7	8	9	10	11	12	13	14	15	16	17	18	19	20	21	22	23	24	25	26	27	28	29	30	31
Signature = 0x30, 0x30																MessageLength = 43 bytes 0x00, 0x2B															
Version = 0x03						MessageType = Discovery 0x01						MessageFlags = None 0x00, 0x00																			
SequenceNumber = 0 0x00, 0x00, 0x00, 0x00																															
RequestID = 0 0x00, 0x00, 0x00, 0x00 0x00, 0x00, 0x00, 0x00																															
FragmentIndex = 0 0x00, 0x00																FragmentCount = 1 0x00, 0x01															
SessionID = 0x00, 0x00, 0x00, 0x00 0x00, 0x00, 0x00, 0x00																															

ChannelID = 0 0x00, 0x00, 0x00, 0x00 0x00, 0x00, 0x00, 0x00	
EndAdditionalHeaders = 0x00, 0x00	DiscoveryType = PresenceRequest 0x00

4.1.2 Discovery Presence Response

When Peer B receives the Discovery Presence Request from Peer A, it proceeds to respond with a **Discovery Presence Response**. On IP networks, this is sent from the well-defined port 5050. ~~Length~~MessageLength = 97 bytes.

0	1	2	3	4	5	6	7	8	9	10	11	12	13	14	15	16	17	18	19	20	21	22	23	24	25	26	27	28	29	30	31
Signature = 0x30, 0x30																MessageLength = 97 bytes 0x00, 0x61															
Version = 0x03								MessageType = Discovery 0x01								MessageFlags = None 0x00, 0x00															
SequenceNumber = 0 0x00, 0x00, 0x00, 0x00																															
RequestID = 0 0x00, 0x00, 0x00, 0x00 0x00, 0x00, 0x00, 0x00																															
FragmentIndex = 0 0x00, 0x00																FragmentCount = 1 0x00, 0x01															
SessionID = 0x00, 0x00, 0x00, 0x00 0x00, 0x00, 0x00, 0x00																															
ChannelID = 0 0x00, 0x00, 0x00, 0x00 0x00, 0x00, 0x00, 0x00																															

EndAdditionalHeaders = 0x00, 0x00	DiscoveryType = PresenceResponse 0x01
ConnectionMode = Proximal 0x00, 0x01	DeviceType = Windows10Desktop 0x00, 0x09
DeviceNameLength = 11 bytes 0x00, 0x0B	
DeviceName = "devicers1-1" (null-terminated) 0x64, 0x65, 0x76, 0x69 0x63, 0x65, 0x72, 0x73	
...	
DeviceIdSalt = 0xD6, 0xE7, 0x60, 0x2D	
DeviceIdHash = SHA256 hash of device id, salted, 32-bytes 0x11, 0x16, 0x6D, 0x8B, 0x4C, 0x02, 0x7A, 0x54	

4.2 Connection

4.2.1 Connection Request

LengthMessageLength = 128 bytes.

0	1	2	3	4	5	6	7	8	9	10	11	12	13	14	15	16	17	18	19	20	21	22	23	24	25	26	27	28	29	30	31
Signature = 0x30, 0x30																MessageLength = 128 bytes 0x00, 0x80															
Version = 0x03								MessageType = Connect 0x02								MessageFlags = None 0x00, 0x00															
SequenceNumber = 0 0x00, 0x00, 0x00, 0x00																															

RequestID = 0 0x00, 0x00, 0x00, 0x00 0x00, 0x00, 0x00, 0x00		
FragmentIndex = 0 0x00, 0x00		FragmentCount = 1 0x00, 0x01
SessionID = 0x00, 0x00, 0x00, 0x00 0x00, 0x00, 0x00, 0x01		
ChannelID = 0 0x00, 0x00, 0x00, 0x00 0x00, 0x00, 0x00, 0x00		
EndAdditionalHeaders = 0x00, 0x00		ConnectionMode = Proximal 0x00, 0x01
MessageType = ConnectionRequest 0x00	CurveType = CT NIST P256 KDF SHA512 0x00	HMACSize = 32 0x00, 0x20
Nonce = 0x99, 0x1A, 0xF3, 0xCC, 0x7D, 0xE3, 0x41, 0x82		
MessageFragmentSize = 16384 0x00, 0x00, 0x40, 0x00		
PublicKeyXLength = 32 0x00, 0x20		
PublicKeyX = 0x83, 0xB5, 0x2D, 0xA8, 0xF5, 0x06, 0xD3, 0x01		
...		

PublicKeyYLength = 32 0x00, 0x20	
PublicKeyY = 0xA5, 0x63, 0xF5, 0x10, 0x30, 0xE1, 0x5E, 0xB9	
...	

4.2.2 Connection Response

~~Length~~MessageLength = 114 bytes.

0	1	2	3	4	5	6	7	8	9	10	11	12	13	14	15	16	17	18	19	20	21	22	23	24	25	26	27	28	29	30	31
Signature = 0x30, 0x30										MessageLength = 114 bytes 0x00, 0x80																					
Version = 0x03					MessageType = Connect 0x02							MessageFlags = None 0x00, 0x00																			
SequenceNumber = 0 0x00, 0x00, 0x00, 0x00																															
RequestID = 0 0x00, 0x00, 0x00, 0x00 0x00, 0x00, 0x00, 0x00																															
FragmentIndex = 0 0x00, 0x00																FragmentCount = 1 0x00, 0x01															
SessionID = 0x00, 0x00, 0x00, 0x01 0x80, 0x00, 0x00, 0x01																															

ChannelID = 0 0x00, 0x00, 0x00, 0x00 0x00, 0x00, 0x00, 0x00		
EndAdditionalHeaders = 0x00, 0x00		ConnectionMode = Proximal 0x00, 0x01
MessageType = ConnectResponse 0x01	Status= Pending 0x01	HMACSize = 32 0x00, 0x20
Nonce = 0x18, 0x8A, 0xCB, 0xE0, 0x9F, 0x20, 0x3B, 0x71		
MessageFragmentSize = 16384 0x00, 0x00, 0x40, 0x00		
PublicKeyXLength = 32 0x00, 0x20		
PublicKeyX = 0x66, 0xD5, 0x2E, 0x11, 0x99, 0xB2, 0xA4, 0x91		
...		
PublicKeyYLength = 32 0x00, 0x20		
PublicKeyY = 0xB4, 0x13, 0xFA, 0xAA, 0x67, 0x1E, 0xE5, 0x92		
...		

4.2.3 Device Authentication Request

~~Length~~MessageLength = 500 bytes.

0	1	2	3	4	5	6	7	8	9	0	1	2	3	4	5	6	7	8	9	0	1	2	3	4	5	6	7	8	9	0	1
Signature = 0x30, 0x30																MessageLength = 500 bytes 0x01, 0xF4															
Version = 0x03								MessageType = Connect 0x02								MessageFlags = None 0x00, 0x00															
SequenceNumber = 0 0x00, 0x00, 0x00, 0x00																															
RequestID = 0 0x00, 0x00, 0x00, 0x00 0x00, 0x00, 0x00, 0x00																															
FragmentIndex = 0 0x00, 0x00																FragmentCount = 1 0x00, 0x01															
SessionID = 0x00, 0x00, 0x00, 0x01 0x80, 0x00, 0x00, 0x01																															
ChannelID = 0 0x00, 0x00, 0x00, 0x00 0x00, 0x00, 0x00, 0x00																															
EndAdditionalHeaders = 0x00, 0x00																ConnectionMode = Proximal 0x00, 0x01															
MessageType = DeviceAuthRequest 0x02								DeviceCertLength = 387 0x01, 0x83																							
DeviceCert = 0x30, 0x82, 0x01, 0x7F, 0x30, 0x82, 0x01, 0x26																															
...																															

SignedThumbprintLength = 64 0x00, 0x40
SignedThumbprint = 0x1D, 0xDE, 0x16, 0xE0, 0x40, 0xBC, 0x5C, 0xBC
...

4.2.4 Device Authentication Response

~~Length~~MessageLength = 501 bytes.

0	1	2	3	4	5	6	7	8	9	10	11	12	13	14	15	16	17	18	19	20	21	22	23	24	25	26	27	28	29	30	31
Signature = 0x30, 0x30																MessageLength = 501 bytes 0x01, 0xF5															
Version = 0x03								MessageType = Connect 0x02								MessageFlags = None 0x00, 0x00															
SequenceNumber = 0 0x00, 0x00, 0x00, 0x00																															
RequestID = 0 0x00, 0x00, 0x00, 0x00 0x00, 0x00, 0x00, 0x00																															
FragmentIndex = 0 0x00, 0x00																FragmentCount = 1 0x00, 0x01															
SessionID = 0x00, 0x00, 0x00, 0x01 0x80, 0x00, 0x00, 0x01																															

ChannelID = 0 0x00, 0x00, 0x00, 0x00 0x00, 0x00, 0x00, 0x00		
EndAdditionalHeaders = 0x00, 0x00		ConnectionMode = Proximal 0x00, 0x01
MessageType = DeviceAuthResponse 0x02	DeviceCertLength = 388 0x01, 0x84	
DeviceCert = 0x30, 0x82, 0x01, 0x80, 0x30, 0x82, 0x01, 0x26		
...		
SignedThumbprintLength = 64 0x00, 0x40		
SignedThumbprint = 0xC9, 0x5B, 0x87, 0x28, 0xDB, 0x23, 0xF4, 0x23		
...		

4.2.5 User Device Authentication Request

~~Length~~MessageLength = 422 bytes

0	1	2	3	4	5	6	7	8	9	10	11	12	13	14	15	16	17	18	19	20	21	22	23	24	25	26	27	28	29	30	31
Signature = 0x30, 0x30																MessageLength = 422 bytes 0x01, 0xA6															
Version = 0x03								MessageType = Connect 0x02								MessageFlags = None 0x00, 0x00															

SequenceNumber = 0 0x00, 0x00, 0x00, 0x00		
RequestID = 0 0x00, 0x00, 0x00, 0x00 0x00, 0x00, 0x00, 0x00		
FragmentIndex = 0 0x00, 0x00	FragmentCount = 1 0x00, 0x01	
SessionID = 0x00, 0x00, 0x00, 0x01 0x00, 0x00, 0x00, 0x01		
ChannelID = 0 0x00, 0x00, 0x00, 0x00 0x00, 0x00, 0x00, 0x00		
EndAdditionalHeaders = 0x00, 0x00		ConnectionMode = Proximal 0x00, 0x01
MessageType = UserDeviceAuthRequest 0x04	DeviceCertLength = 309 0x01, 0x35	
DeviceCert = 0x30, 0x82, 0x01, 0x31, 0x30, 0x81, 0xD8, 0xA0		
...		
SignedThumbprintLength = 64 0x00, 0x40		
SignedThumbprint = 0xC9, 0x5B, 0x87, 0x28, 0xDB, 0x23, 0xF4, 0x23		

...

4.2.6 User Device Authentication Response

LengthMessageLength = 421 bytes

0	1	2	3	4	5	6	7	8	9	10	11	12	13	14	15	16	17	18	19	20	21	22	23	24	25	26	27	28	29	30	31
Signature = 0x30, 0x30																MessageLength = 421 bytes 0x01, 0xA5															
Version = 0x03						MessageType = Connect 0x02						MessageFlags = None 0x00, 0x00																			
SequenceNumber = 0 0x00, 0x00, 0x00, 0x00																															
RequestID = 0 0x00, 0x00, 0x00, 0x00 0x00, 0x00, 0x00, 0x00																															
FragmentIndex = 0 0x00, 0x00																FragmentCount = 1 0x00, 0x01															
SessionID = 0x00, 0x00, 0x00, 0x01 0x00, 0x00, 0x00, 0x01																															
ChannelID = 0 0x00, 0x00, 0x00, 0x00 0x00, 0x00, 0x00, 0x00																															
EndAdditionalHeaders = 0x00, 0x00																ConnectionMode = Proximal 0x00, 0x01															
MessageType = UserDeviceAuthResponse 0x05						DeviceCertLength = 308 0x01, 0x34																									

DeviceCert = 0x30, 0x82, 0x01, 0x30, 0x30, 0x81, 0xD8, 0xA0	
...	
SignedThumbprintLength = 64 0x00, 0x40	
SignedThumbprint = 0x38, 0x61, 0xE3, 0xCC, 0x24, 0x82, 0x02, 0xCA	
...	

4.2.7 Authentication Done Request

LengthMessageLength = 45 bytes.

0	1	2	3	4	5	6	7	8	9	10	11	12	13	14	15	16	17	18	19	20	21	22	23	24	25	26	27	28	29	30	31
Signature = 0x30, 0x30											MessageLength = 45 bytes 0x00, 0x2D																				
Version = 0x03					MessageType = Connect 0x02							MessageFlags = None 0x00, 0x00																			
SequenceNumber = 0 0x00, 0x00, 0x00, 0x00																															
RequestID = 0 0x00, 0x00, 0x00, 0x00 0x00, 0x00, 0x00, 0x00																															
FragmentIndex = 0 0x00, 0x00																FragmentCount = 1 0x00, 0x01															

SessionID = 0x00, 0x00, 0x00, 0x01 0x00, 0x00, 0x00, 0x01	
ChannelID = 0 0x00, 0x00, 0x00, 0x00 0x00, 0x00, 0x00, 0x00	
EndAdditionalHeaders = 0x00, 0x00	ConnectionMode = Proximal 0x00, 0x01
MessageType = AuthDoneRequest 0x06	

4.2.8 Authentication Done Response

~~Length~~MessageLength = 46 bytes.

0	1	2	3	4	5	6	7	8	9	10	11	12	13	14	15	16	17	18	19	20	21	22	23	24	25	26	27	28	29	30	31
Signature = 0x30, 0x30											MessageLength = 46 bytes 0x00, 0x2E																				
Version = 0x03					MessageType = Connect 0x02						MessageFlags = None 0x00, 0x00																				
SequenceNumber = 0 0x00, 0x00, 0x00, 0x00																															
RequestID = 0 0x00, 0x00, 0x00, 0x00 0x00, 0x00, 0x00, 0x00																															
FragmentIndex = 0 0x00, 0x00																FragmentCount = 1 0x00, 0x01															

<p>SessionID =</p> <p>0x00, 0x00, 0x00, 0x01</p> <p>0x80, 0x00, 0x00, 0x01</p>	
<p>ChannelID = 0</p> <p>0x00, 0x00, 0x00, 0x00</p> <p>0x00, 0x00, 0x00, 0x00</p>	
<p>EndAdditionalHeaders = 0x00, 0x00</p>	<p>ConnectionMode = Proximal</p> <p>0x00, 0x01</p>
<p>MessageType = AuthDoneResponse</p> <p>0x07</p>	<p>Status = Success</p> <p>0x00</p>

5 Security

5.1 Security Considerations for Implementers

None.

5.2 Index of Security Parameters

None.

6 Appendix A: Product Behavior

The information in this specification is applicable to the following Microsoft products or supplemental software. References to product versions include released service packs.

- Windows 10 v1607 operating system
- Windows Server 2016 operating system

Exceptions, if any, are noted below. If a service pack or Quick Fix Engineering (QFE) number appears with the product version, behavior changed in that service pack or QFE. The new behavior also applies to subsequent service packs of the product unless otherwise specified. If a product edition appears with the product version, behavior is different in that product edition.

Unless otherwise specified, any statement of optional behavior in this specification that is prescribed using the terms "SHOULD" or "SHOULD NOT" implies product behavior in accordance with the SHOULD or SHOULD NOT prescription. Unless otherwise specified, the term "MAY" implies that the product does not follow the prescription.

<1> Section 2.2.2.1.1: In Windows 10 v1607 the only valid values are: 0 (No more headers) and 1 (ReplyToId).

7 Change Tracking

This section identifies changes that were made to this document since the last release. Changes are classified as Major, Minor, or None.

The revision class **Major** means that the technical content in the document was significantly revised. Major changes affect protocol interoperability or implementation. Examples of major changes are:

- A document revision that incorporates changes to interoperability requirements.
- A document revision that captures changes to protocol functionality.

The revision class **Minor** means that the meaning of the technical content was clarified. Minor changes do not affect protocol interoperability or implementation. Examples of minor changes are updates to clarify ambiguity at the sentence, paragraph, or table level.

The revision class **None** means that no new technical changes were introduced. Minor editorial and formatting changes may have been made, but the relevant technical content is identical to the last released version.

The changes made to this document are listed in the following table. For more information, please contact dohelp@microsoft.com.

Section	Description	Revision class
All	6993 : Standardized field names	Major
2.2.2.1.1 Common Header	6996 : Clarified value of the Signature field.	major
2.2.2.1.1 Common Header	6942 : Clarified allowed values of the Flags field.	major
2.2.2.1.1 Common Header	6943 : Updated field lengths for FragmentIndex and FragmentCount fields.	major
2.2.2.1.1 Common Header	7017 : Added behavior note regarding allowed values.	major
2.2.2.1.1 Common Header	6997 : Clarified Version field description	major
2.2.2.1.1 Common Header	<u>69947229</u> : Added <u>MessageType valuesRequestID field and associated description</u> to the <u>tableCommon Header</u> .	Major
2.2.2.2.1 UDP: Presence Request	6994 : Clarified MessageType values.	Major
2.2.2.2.2 UDP: Presence Response	7000 : Added DeviceIdSalt and DeviceIdHash fields to the message structure.	major
2.2.2.2.3 Bluetooth: Advertising Beacon	Updated content for this version of Windows.	Major
2.2.2.3.1 Connection Header	Updated content for this version of Windows.	Major
2.2.2.3.9 Authentication Done Response	7002 : Clarified the distinction between the authentication done and authentication failure messages	Major
2.2.2.3.10 Authentication Failure	7002 : Clarified the distinction between the authentication done and authentication failure messages	Major
2.2.2.3.11 Upgrade Request	Added section with content for this version of Windows.	Major

Section	Description	Revision class
2.2.2.3.12 Upgrade Response	Added section with content for this version of Windows.	Major
2.2.2.3.13 Upgrade Finalization	Added section with content for this version of Windows.	Major
2.2.2.3.14 Upgrade Finalization Response	Added section with content for this version of Windows.	Major
2.2.2.3.15 Transport Request	Added section with content for this version of Windows.	Major
2.2.2.3.16 Transport Confirmation	Added section with content for this version of Windows.	Major
2.2.2.3.17 Upgrade Failure	Added section with content for this version of Windows.	Major
2.2.2.3.18 Device Info Message	Added section with content for this version of Windows.	Major
2.2.2.3.19 Device Info Response Message	Added section with content for this version of Windows.	Major
2.2.2.4.1 Ack Messages	7016 : Added ProcessedCount and RejectedCount fields to the message structure.	major
2.2.2.4.2 App Control Messages	Updated content for this version of Windows.	Major
2.2.2.4.2.5 Get Resource	Added section with content for this version of Windows.	Major
2.2.2.4.2.6 Get Resource Response	Added section with content for this version of Windows.	Major
2.2.2.4.2.7 Set Resource	Added section with content for this version of Windows.	Major
2.2.2.4.2.8 Set Resource Response	Added section with content for this version of Windows.	Major
4.1.2 Discovery Presence Response	7001 : Changed ConnectionMode value to 'Proximal'.	Major
4.1.2 Discovery Presence Response	7001 : Changed ConnectionMode value to 'Proximal'.	Major

8 Index

A

[Abstract data model](#) 33
Applicability 8
[Authentication](#)
 [at system startup](#) **Error! Bookmark not defined.**
 [with user account sign-in](#) **Error! Bookmark not defined.**
[Authentication done request - example](#) 55
[Authentication done response - example](#) 56

C

Capability negotiation 8
Change tracking 60
Common Data Types message 9
[Common header](#)
 [all methods](#) **Error! Bookmark not defined.**
 [Connection Messages](#) **Error! Bookmark not defined.**
[Connected Devices Platform service](#)
 [initialization](#) **Error! Bookmark not defined.**
 [overview](#) 33
[Connection](#)
 [header](#) **Error! Bookmark not defined.**
 [message processing](#) **Error! Bookmark not defined.**
 [messages](#) 16
 [overview](#) 8
[Connection request - example](#) 46
[Connection response - example](#) 48

D

[Data model - abstract](#) 33
[Device authentication request - example](#) 49
[Device authentication response - example](#) 51
Directory service schema elements 32
[Discovery](#)
 [message processing](#) **Error! Bookmark not defined.**
 [messages](#) 12
 [overview](#) 7
[Discovery presence request - example](#) 44
[Discovery presence response - example](#) 45

E

Elements - directory service schema 32
[Encryption](#)
 [example](#) 37
 [overview](#) 36
[Examples](#)
 [encryption](#) 37
 [overview](#) 44

F

Fields - vendor-extensible 8

G

Glossary 5

H

[Header - common](#)
[all methods](#) **Error! Bookmark not defined.**
[Connection Messages](#) **Error! Bookmark not defined.**
[Higher-layer triggered events – CDPService activation](#) 42

I

Implementer - security considerations 58
Index of security parameters 58
Informative references 7
[Initialization - Connected Devices Platform service](#) **Error! Bookmark not defined.**
Introduction 5

M

[Message processing](#)
[connection](#) **Error! Bookmark not defined.**
[discovery](#) **Error! Bookmark not defined.**
[overview](#) 42
[session](#) **Error! Bookmark not defined.**
Messages
 Common Data Types 9
 [connection](#) 16
 [discovery](#) 12
 Namespaces 9
 [session](#)
 [ack](#) 26
 [app control](#) 27
 transport 9

N

Namespaces message 9
Normative references 7

O

[Object](#)
[Connection Manager](#) 34
[Discovery](#) **Error! Bookmark not defined.**
[Session](#) 35
[Overview](#)
 [abstract data model](#) 33
 [connection](#) 8
 [discovery](#) 7
 [encryption](#) 36
 [protocol details](#) 33
 [protocol examples](#) 44
 [setup](#) **Error! Bookmark not defined.**
Overview (synopsis) 7

P

Parameters - security index 58
Preconditions 8
Prerequisites 8
Product behavior 59
[Protocol details - overview](#) 33
[Protocol examples - overview](#) 44

R

References 6

- informative 7
- normative 7
- Relationship to other protocols 8
- [Roles \(section 3.1.1.2 **Error! Bookmark not defined.**, section 3.1.1.3 34\)](#)

S

- Schema elements - directory service 32
- Security
 - implementer considerations 58
 - parameter index 58
- [Sequencing rules - overview](#) 42
- [Session](#)
 - [_message processing](#) **Error! Bookmark not defined.**
 - [_messages](#) 26
 - [Session messages](#)
 - [_ack](#) 26
 - [_app_control](#) 27
 - [Setup](#) **Error! Bookmark not defined.**
- Standards assignments 8
- [State](#)
 - [_client \(section 3.1.1.2 **Error! Bookmark not defined.**, section 3.1.1.3 34\)](#)
 - [_host \(section 3.1.1.2 **Error! Bookmark not defined.**, section 3.1.1.3 34\)](#)
 - [_session](#) 35
- [State values](#)
 - [_Connection Manager object](#) 34
 - [_Discovery object](#) **Error! Bookmark not defined.**
 - [_Session object](#) 35

T

- [Timer](#)
 - [_heartbeat](#) **Error! Bookmark not defined.**
 - [_message](#) **Error! Bookmark not defined.**
- [Timer events](#)
 - [_heartbeat](#) 43
 - [_message](#) 43
- Tracking changes 60
- Transport 9
- [Triggered events - CDPService activation](#) 42

U

- [User device authentication request - example](#) 52
- [User device authentication response - example](#) 54

V

- Vendor-extensible fields 8
- Versioning 8